

## OVERVIEW

IOM Pakistan collects data on the outflows of **undocumented Afghan migrants** at the Torkham and Chaman border crossing points in an effort to better understand the migration movements of undocumented Afghan migrants returning to Afghanistan from Pakistan. This exercise is part of the **European Union** funded project “Displacement Tracking Matrix Regional Evidence for Migration Analysis and Policy (DTM REMAP)”.

From 26 September to 09 October 2021, **2,115** undocumented Afghan migrants returned to Afghanistan, including **309** through the Torkham border point and **1,806** through the Chaman border point. The number of individuals who returned through the Torkham border crossing remained low as a consequence of the restrictions imposed by the Pakistan Border Authorities in light of the security situation at the border with Afghanistan and the evolving COVID-19 pandemic.

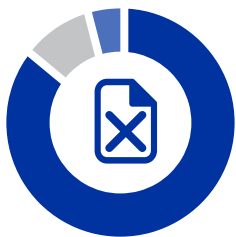
Note: The Torkham border point has been partially closed since 1 November 2020. The figures represented on the timeline from October 2020 to October 2021 include a data compilation effort between IOM Pakistan and IOM Afghanistan.

## HIGHLIGHTS

- During the reporting period, 14% of returnees were categorized as vulnerable persons, mainly chronically ill and elderly.
- In Pakistan, the primary occupations reported by returnees were: unskilled labor (42%), skilled labor (32%), business (17%), salaried job (4%) and student (4%).
- All returnees were carrying household items, cash, personal belongings and productive assets when interviewed. They also travelled with additional items, such as transportation or private vehicles (31%) and livestock (5%).
- The average cost of travelling from Pakistan to Afghanistan reported was 10,310 PKR per family.
- The top 3 challenges returnees expected to face in Afghanistan were: arranging for livelihoods (100%), settling into a new city (100%) and finding income opportunities (97%).

# 12,778 UNDOCUMENTED AFGHAN RETURNEES AT TORKHAM AND CHAMAN SINCE JANUARY 2021

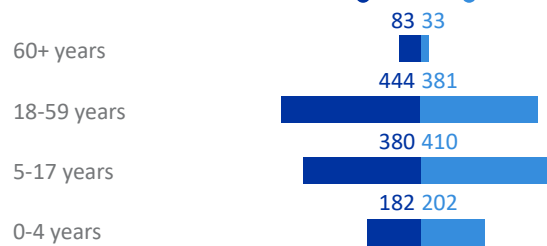
### DISTRIBUTION OF UNDOCUMENTED RETURNEES



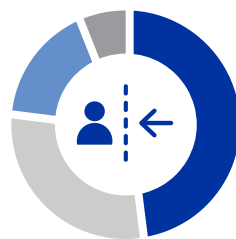
	Undocumented family	86%
	ACC Card Holder family / Individuals with ACC Card	10%
	Undocumented individual travelling with documented family	4%

### AGE AND GENDER

FEMALE 51% MALE 49%

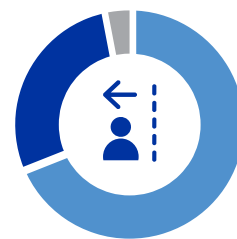


### PUSH FACTORS



	Unable to pay house rent and utilities	48%
	No employment	29%
	Business reasons	17%
	Fear of arrest/deportation	6%

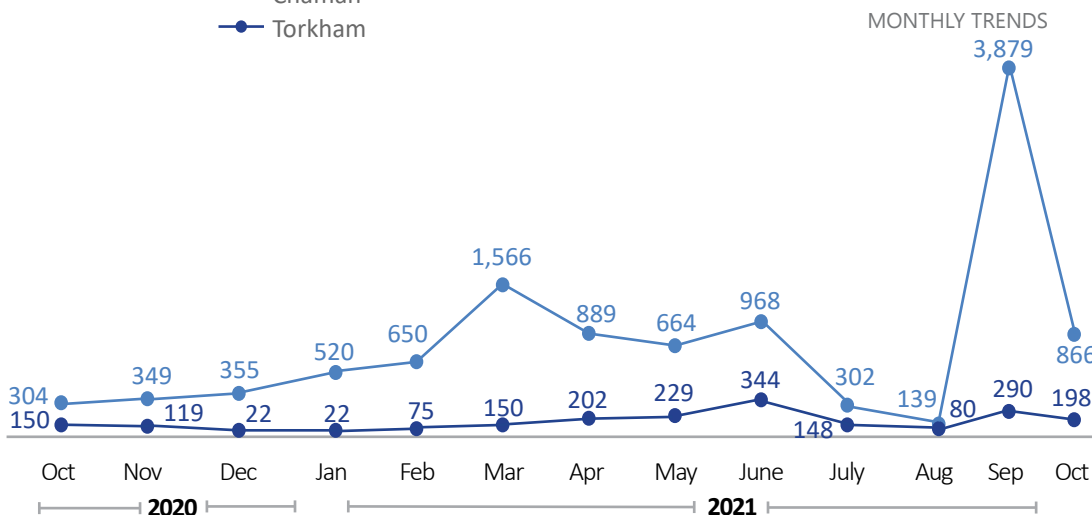
### PULL FACTORS



	Availability of assistance	69%
	Reunion with family	28%
	Better security situation	3%

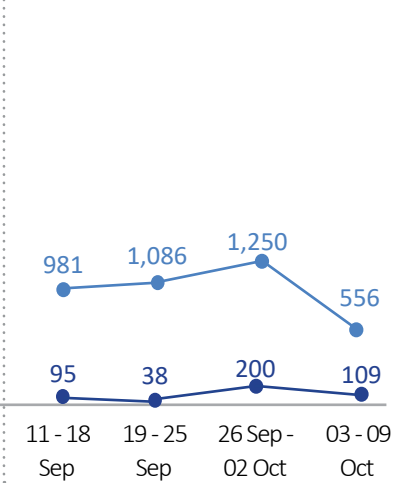
### RETURN TREND

— Chaman  
— Torkham



### MONTHLY TRENDS

### WEEKLY TRENDS (LAST FOUR WEEKS)

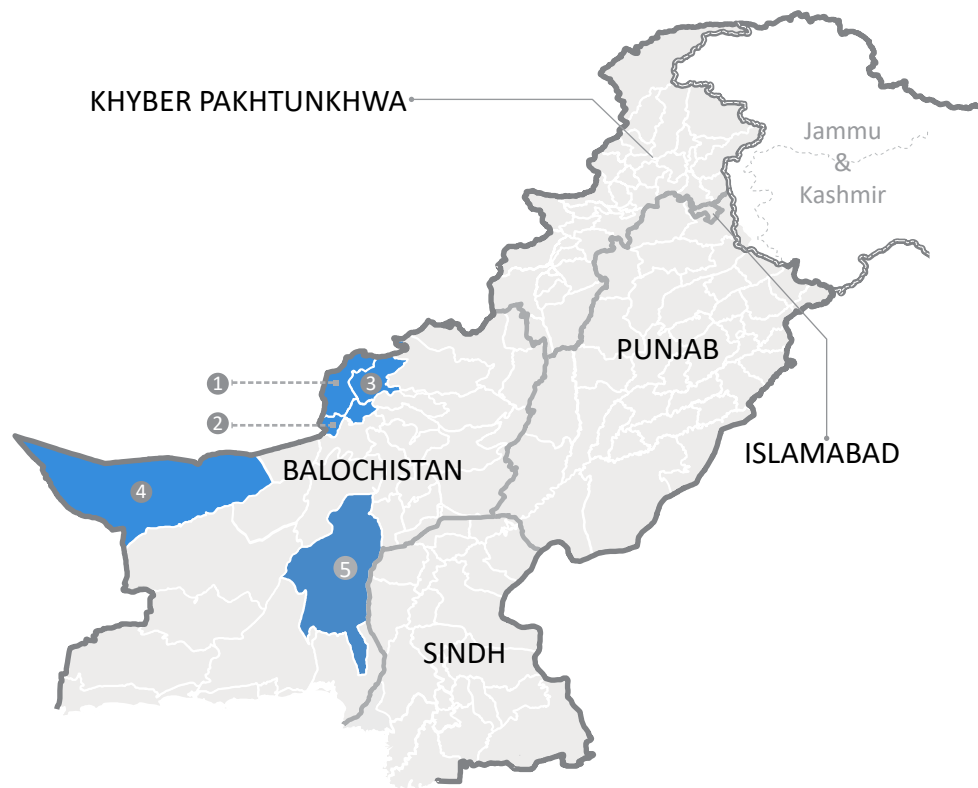


# BI-WEEKLY FLOW MONITORING REPORT: SPONTANEOUS RETURN OF UNDOCUMENTED AFGHAN MIGRANTS FROM PAKISTAN (26 SEP - 09 OCT. 2021)

## SETTLEMENT TYPE LEGEND



## DISTRICTS OF ORIGIN IN PAKISTAN OF RETURNEES



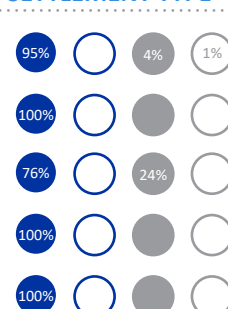
### LEGEND



### ORIGIN DISTRICT

1. Killa Abdullah	48%
2. Quetta	30%
3. Pishin	12%
4. Chagai	5%
5. Khuzdar	4%

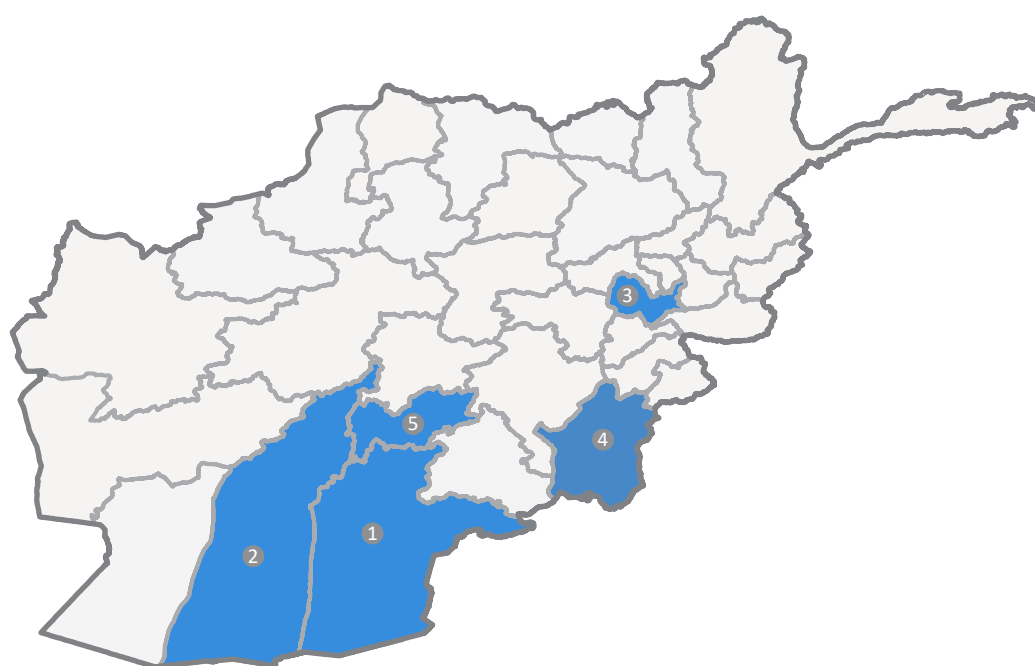
### SETTLEMENT TYPE



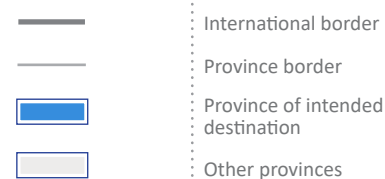
Note:  
This map and the following legend focus on the **top 5** districts of origin in Pakistan during the reporting period of 26 Sept. to 09 Oct. 2021.

Disclaimer:  
Dotted line represents approximately the line of control in Jammu and Kashmir agreed upon by India and Pakistan. The final status of Jammu and Kashmir has not yet been agreed upon by the parties. The designations employed and the presentation of material on this map do not imply the expression of any opinion whatsoever on the part of IOM or United Nations concerning the legal status of any country, territory, city or area or of its authorities, or concerning the delimitation of its frontiers or boundaries.

## PROVINCES OF INTENDED DESTINATION



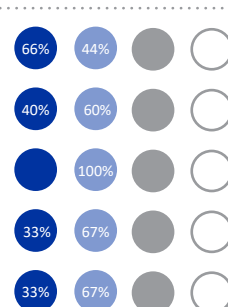
### LEGEND



### INTENDED PROVINCE

1. Kandahar	88%
2. Hilmand	3%
3. Kabul	2%
4. Paktika	2%
5. Uruzgan	2%

### SETTLEMENT TYPE



Note:  
This map and the following legend focus on the **top 5** provinces of intended destination in Afghanistan during the reporting period of 26 Sept. to 09 Oct. 2021.

Disclaimer:  
The designations employed and the presentation of material throughout the report do not imply the expression of any opinion whatsoever on the part of IOM concerning the legal status of any country, territory, city or area, or of its authorities, or concerning its frontiers or boundaries. This document was produced with the financial assistance of the European Union. The views expressed herein can in no way be taken to reflect the official opinion of the European Union.