



The COVID-19 pandemic has significantly affected mobility in West and Central Africa in the form of various travel disruptions, restrictions and bans. This report provides key information on the magnitude and types of changes to mobility observed regionally in the context of the COVID-19 crisis.

The Flow Monitoring Registry (FMR) is a tool of IOM's Displacement Tracking Matrix (DTM) which records movements crossing areas of high-density mobility (areas of departure, transit and destination). FMR gathers data on the numbers, profiles, provenance and destinations of travellers crossing these strategic transit points. To better understand the ways and the extent to which the COVID-19 crisis is impacting mobility in the region, the International Organization for Migration (IOM) has been working to analyse Flow Monitoring Registry data collected at key transit points in West and Central Africa between January and September 2020 (using 2018 and 2019 data as barometers of comparison). This report focuses on Chad, Mali, Niger and Nigeria data, as these are the only countries with active FMPs throughout the March to September 2020 period.

**Volume of flows:** The number of travellers registered across the West and Central Africa region witnessed a **7 per cent increase** between 2019 and 2020 (month of September) in Chad, Mali, Niger and Nigeria. [Chart I](#) illustrates the changes in daily flows observed at FMPs in Chad, Mali, Niger and Nigeria between March and September, as compared to the daily average in observed flows during the same period in 2019, and shows a sharp decrease of flows on 21 March 2020. However, since May 2020, flows fluctuated and sometimes reached higher volumes than in 2019 (various peaks in July, August and Septembers)

**Weekly flows:** A weekly analysis ([Chart II](#)) of recorded movements shows a striking acceleration in the decrease in flows over the second half of the month of March: between Week 12 and Week 13, the number of travellers observed weekly dropped by 69 per cent. This coincides with the period during which countries in the region started imposing travel bans and enacting border closure measures. From Week 13 to Week 18 (April), the number of individuals observed at Flow Monitoring Points in stabilized. From Week 19 to 30 (May, June and July), the number of individuals observed at FMP rose consistently. Since then, flows fluctuated indicating a return to regular mobility in the region.

**Types of flows:** Cross-border movements and internal movements ([Chart III](#)) observed were both affected by the COVID-19 mobility restriction measures. Data collection between April and June 2020 shows a rapid resurgence in internal flows (+153% between April and May 2020 and +33% between May and June 2020), followed by a slight decrease between June and July (-3%). Cross-border movements also witnessed increases over April-May-June (+28%, +25%, +3%). In July and September, cross-border flows increased significantly, driven mainly by sharp increases in transboundary movements observed at Arlit, Niger (July) and Kano, Nigeria (September).

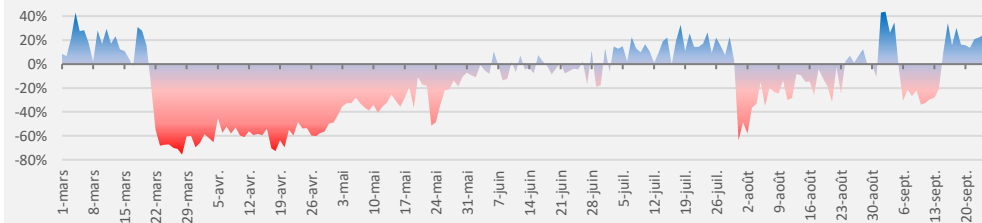
# +7%

### CHANGE IN FLOWS OBSERVED BETWEEN 2019 (SEPT) AND 2020 (SEPT)

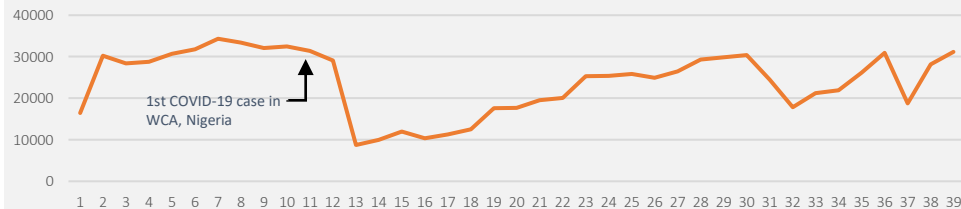
# +25%

### CHANGE IN FLOWS OBSERVED BETWEEN AUGUST 2020 AND SEPT 2020

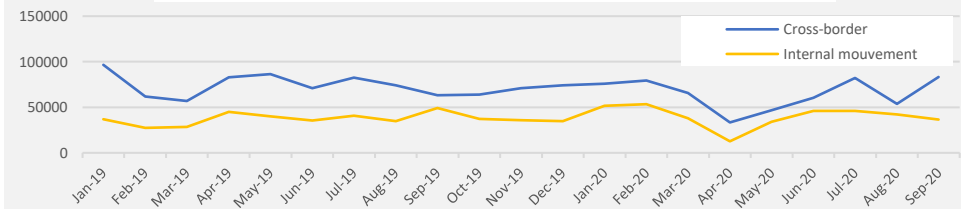
I. MOBILITY TRENDS AT WCA FMPs (BASELINE FROM MAR-SEPT 2019)



II. WEEKLY NUMBER OF OBSERVED INDIVIDUALS AT FMPs



III. COMPARISON CROSS-BORDER vs INTERNAL FLOWS, by MONTH 2019-2020





# COVID-19 — FLOW MONITORING REGISTRY

Publication date:  
5 November 2020

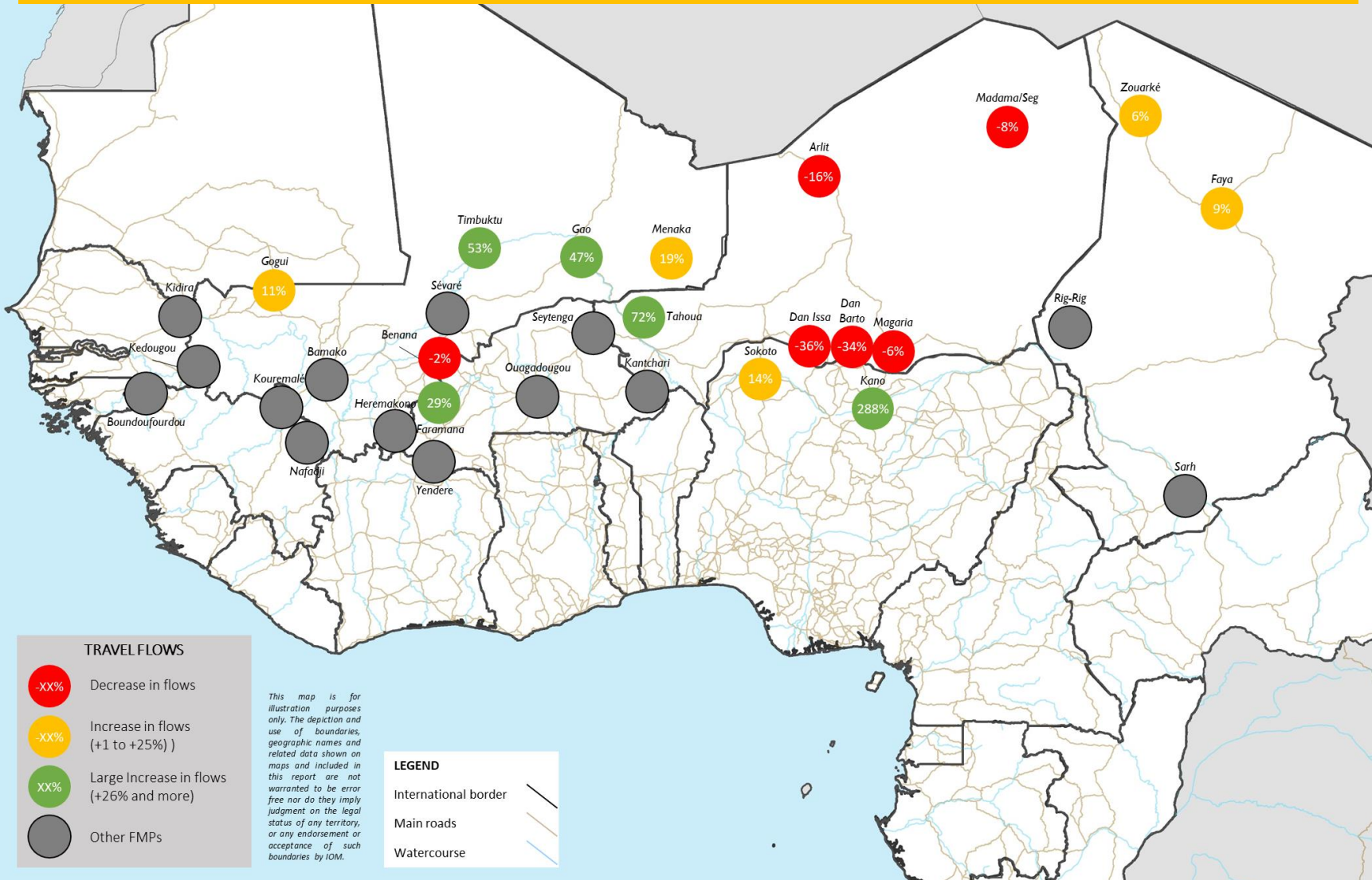
## Mobility Trends – January — September 2020 – West & Central Africa

This map illustrates the variation in volume of flows from August to September 2020 at Flow Monitoring Points (FMPs) across West and Central Africa (WCA).

This map should be reviewed along with the [Mobility Restriction](#) overview provided by DTM on the migration.iom.int website, which provides a daily update of mobility restriction measures. Further decrease in cross-border flows is expected as most countries in WCA have closed their borders and restricted internal movements.

This situation has led to several dozen thousand **migrants being stranded** while attempting to cross borders from one country to another or being quarantined after entering a country. Stranded migrants are in a difficult situation with nowhere to go and anxiously waiting for borders to re-open in order to reach their destination. Events reported by DTM can be found at the following address: [migration.iom.int](https://migration.iom.int)

### EVOLUTION OF MOBILITY FLOWS FROM AUGUST TO SEPTEMBER 2020, BY FMP



INTERNATIONAL ORGANIZATION FOR MIGRATION  
Website: <https://migration.iom.int>  
<https://dtm.iom.int/>  
Contact: RODakar-DataResearch@iom.int

When quoting, paraphrasing, or in any other way using the information mentioned in this report, the source needs to be stated appropriately as follows: "Source: The International Organization for Migration [Month, Year], Displacement Tracking Matrix (DTM)"

This report is produced by DTM Regional Support team for West and Central Africa through funding support from:

