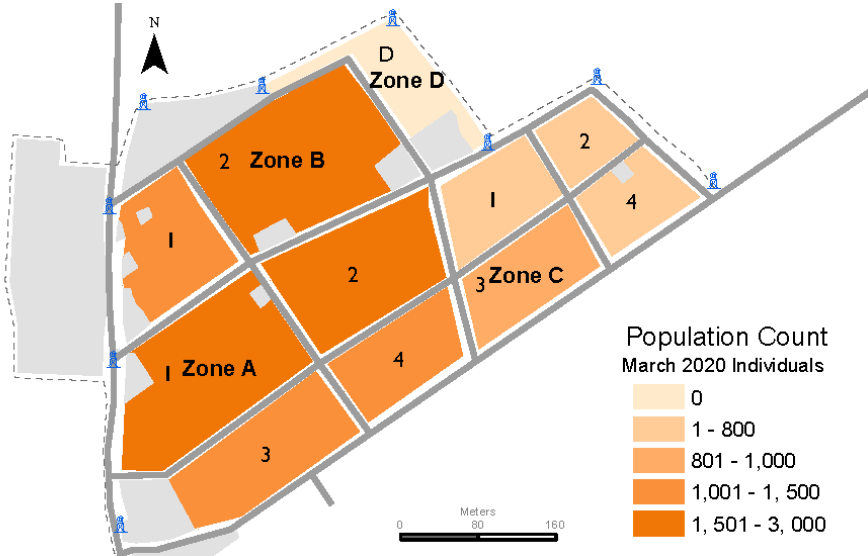


In March 2020, the monthly population count was conducted at Cathedral, Nazareth, St. Joseph, Lokoloko and Masna collective centres where a total of 7,220 individuals were identified. This compares to an overall collective centre population of 7,326 in February 2020 representing a net decrease of one per cent, due to a reducing Masna, Nazareth and Lokoloko population (reduction by 8% or -296 individuals). Please note that this reduction is not necessarily permanent and could be due to temporary absences in order to conduct land clearances or other activities away from the site. An increase was observed across Cathedral and St. Joseph (increase by 6% or +190 individuals).

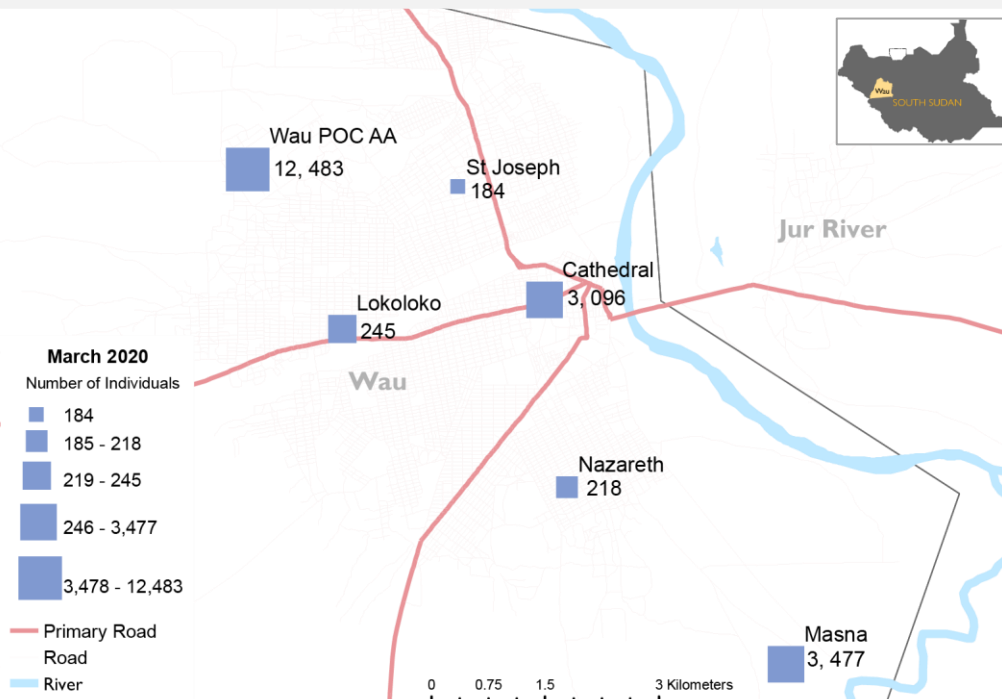
The population of Wau PoC AA site decreased from 12,915 individuals in February 2020 to 12,483 individuals in March 2020 (decrease by 432 individuals, or 3%).

### Population by zone and block, Wau PoC AA (March 2020)

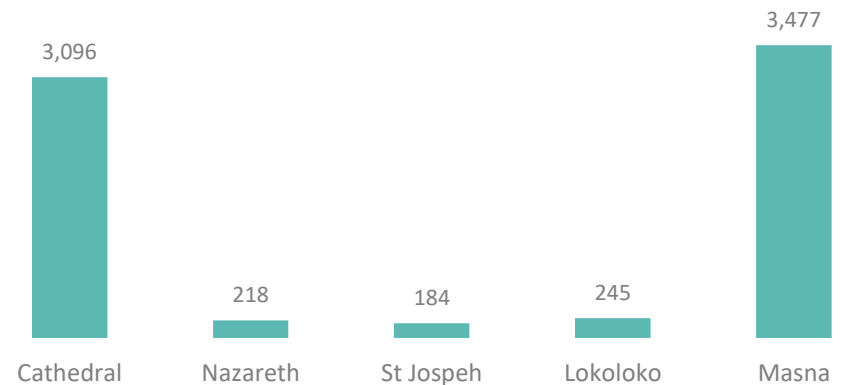
47% Zone A    30% Zone B    23% Zone C    0% Zone D



### Wau PoC AA and collective Centres by population size (March 2020)



### Population in Collective Centres (March 2020)

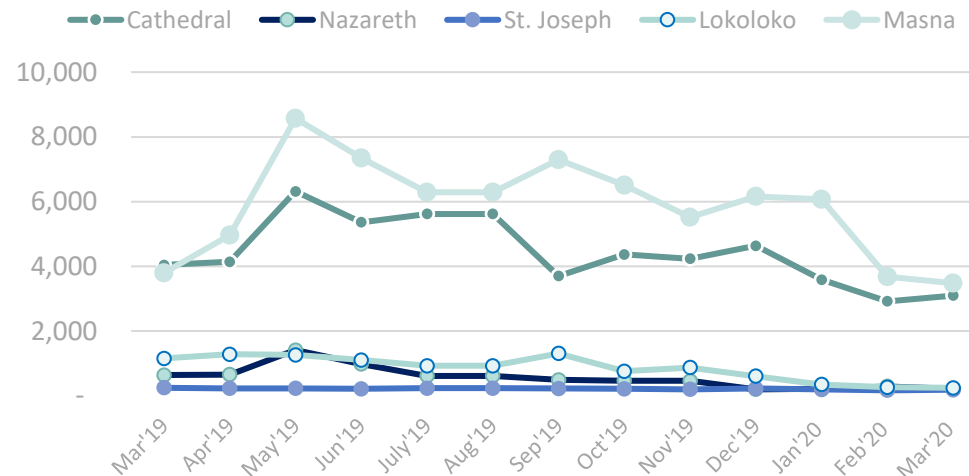


Since biometric registrations or verifications are not feasible on a monthly basis, population counts remain the best possible tool to estimate the sites' populations. Population counts consist of DTM teams visiting each shelter of the site asking how many persons have slept there the previous night (sex and age disaggregated). This provides a snapshot of the population at the time of the count.

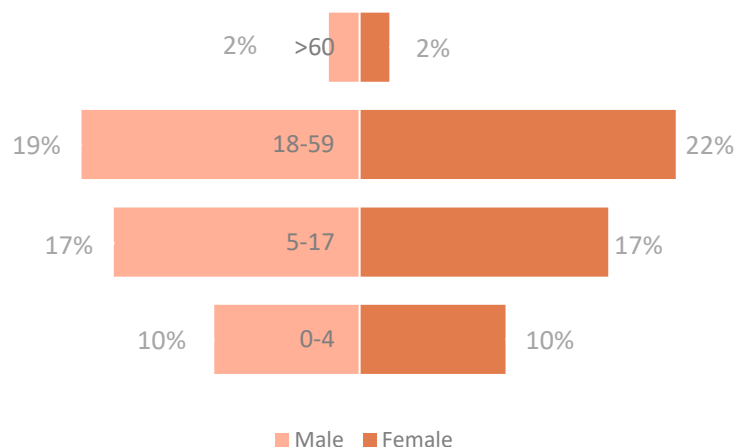
Population change in Collective Centres since previous month (March 2020)

Collective Centres	Mar 2020 <i>Number of individuals</i>	Feb 2020 <i>Number of individuals</i>	Difference <i>Number of individuals</i>	Population change
Cathedral	3,096	2,919	+177	↑ Increase
Nazareth	218	290	-72	↓ Decrease
St Jospheh	184	171	+13	↑ Increase
Lokoloko	245	265	-20	↓ Decrease
Masna	3,477	3,681	-204	↓ Decrease

Monthly trend in Wau collective centres, March 2019 – March 2020



Wau PoC AA by age and sex, (March 2020): 12,483 individuals (51% female)



Wau Collective Centres by age and sex, March 2020: 7,220 individuals (53% female)

