

CROSS BORDER MOVEMENTS – SOMALIA

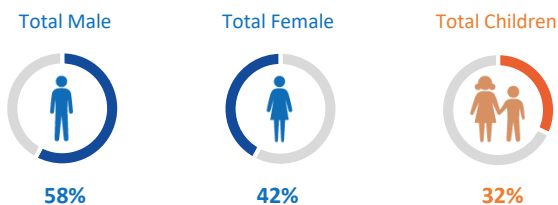
MARCH 2019

METHODOLOGY: The flow monitoring methodology aims to identify areas prone to internal, cross-border and regional migration. Mobility area assessments are conducted at the national level. DTM teams then collect information at the local level to identify key transit points. Enumerators collect data from key informants at the flow monitoring points: key informants may be bus station staffs, police or custom officers, bus drivers or migrants themselves. Data is collected through a basic form combined with direct observations – enabling gender and nationality breakdowns.

LIMITATIONS: Data collected for these exercises should be understood as estimations only. They represent only part of the total flows passing through Somalia. The spatial and temporal coverage of this data collection activity is therefore incomplete. In addition, although data is collected daily, it is collected only during peak hours. The portion of the flows that occur during the uncovered hours is not represented. Data on vulnerability is based on direct observation and should be understood as mainly indicative.

AGE AND SEX DISTRIBUTION

	(0 – 17)	(18+)
Female	14%	28%
Male	18%	40%



VULNERABILITIES

A total of 5,945 vulnerabilities have been reported in March 2019. Vulnerabilities may be overlapping since individuals may have more than one vulnerability.

The following percentages are calculated on the total number of observations for this month:

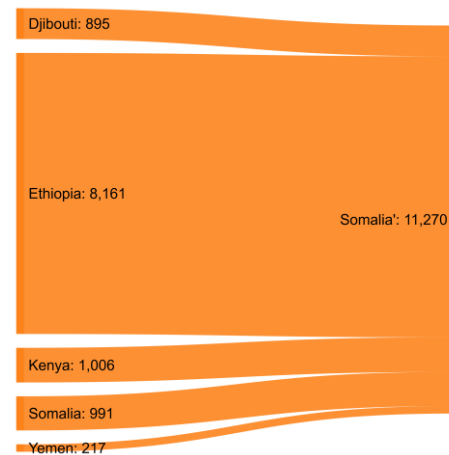
	Children under 5	7%
	Elderly (60+)	5%
	Pregnant and Lactating Women	5%
	Unaccompanied children	5%
	Physical disability	3%

DECLARED NATIONALITY OF PERSONS ON THE MOVE

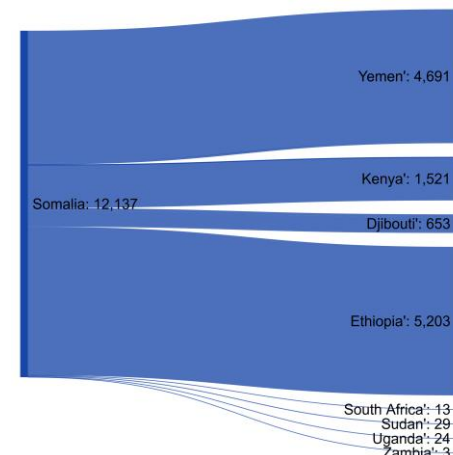


MAIN COUNTRIES OF ORIGIN AND INTENDED DESTINATION

INCOMING



OUTGOING



Incoming flows: For the month of March 2019, a total of 11,270 movements have been observed as entering Somalia. Incoming flows recorded originated from Ethiopia (8,161 observations or 72%), Kenya (1,006 or 9%), Djibouti (895 or 8%) and Yemen (217 or 2%). In addition, 991 of the movements observed (or 9%) as entering Somalia also originated from Somalia; this is likely due to difficulties to travel within Somalia, as well as relative ease of transportation through neighboring countries and shorter distances. Ethiopia remains the main country of origin for incoming flows; most movements originating from Ethiopia with an intended final destination in Somalia are linked to seasonal migration (38%), natural disasters (19%), economic migration (16%), and conflicts (12%).

Outgoing flows: For the month of March 2019, a total of 12,137 movements have been observed as exiting Somalia. Main countries of intended destination for outgoing flows in March 2019 are Ethiopia (5,203 or 43%), Yemen (4,691 observations or 39% of all movements), Kenya (1,521 or 13%), and Djibouti (653 or 5%). All the individuals intending to migrate to Ethiopia departed from Somalia (5,203 individuals); the main reason cited for migration to Ethiopia is seasonal migration (65%).