



Affected Population:
11,583 Individuals



Damaged Shelters:
1,292



Casualties:
142

Movement Trigger:
Armed attacks

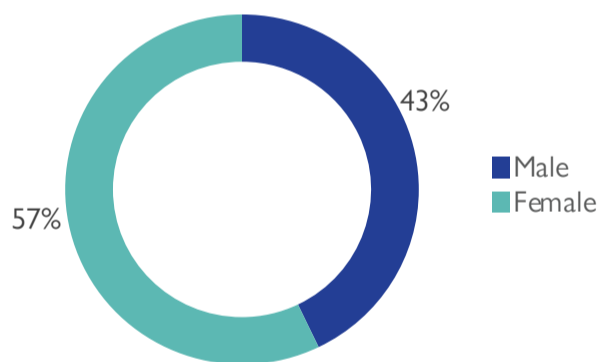
OVERVIEW

Nigeria's north-central and north-west zones are afflicted with a multidimensional crisis rooted in long-standing tensions between ethnic and religious groups and involves attacks by criminal groups and banditry/hirabah (such as kidnapping and grand larceny along major highways). During the past years, the crisis has accelerated because of the intensification of attacks and has resulted in widespread displacement across the region.

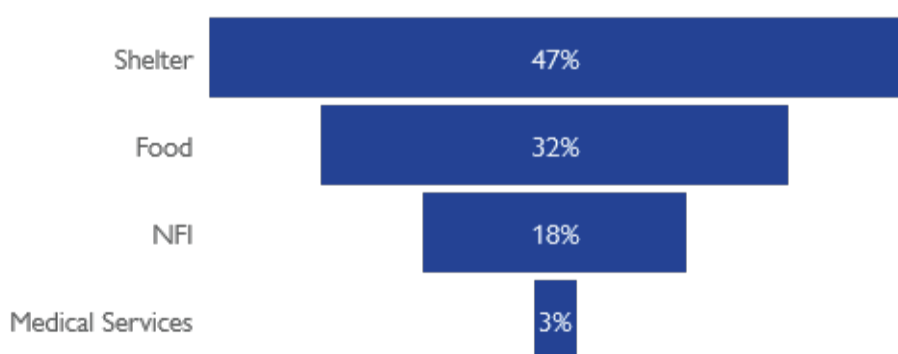
Between the 10th and 16th of January 2022, armed clashes between herders and farm-ers; and bandits and local communities have led to new waves of population displacement. Following these events, rapid assessments were conducted by DTM (Displacement Tracking Matrix) field staff to inform the humanitarian community and government partners, and enable targeted response. Flash reports utilise direct observation and a broad network of key informants to gather representative data and collect information on the number, profile and immediate needs of affected populations.

During the assessment period, the DTM identified an estimated number of 11,583 individuals who were affected by the attacks. A total of 11,509 individuals were displaced to neighbouring wards in Bassa LGA in Plateau State. Those displaced in Zamfara State moved into neighbouring communities in Anka and Gummi LGAs of Zamfara State. A total of 142 casualties were reported, including 68 injuries and 74 fatalities.

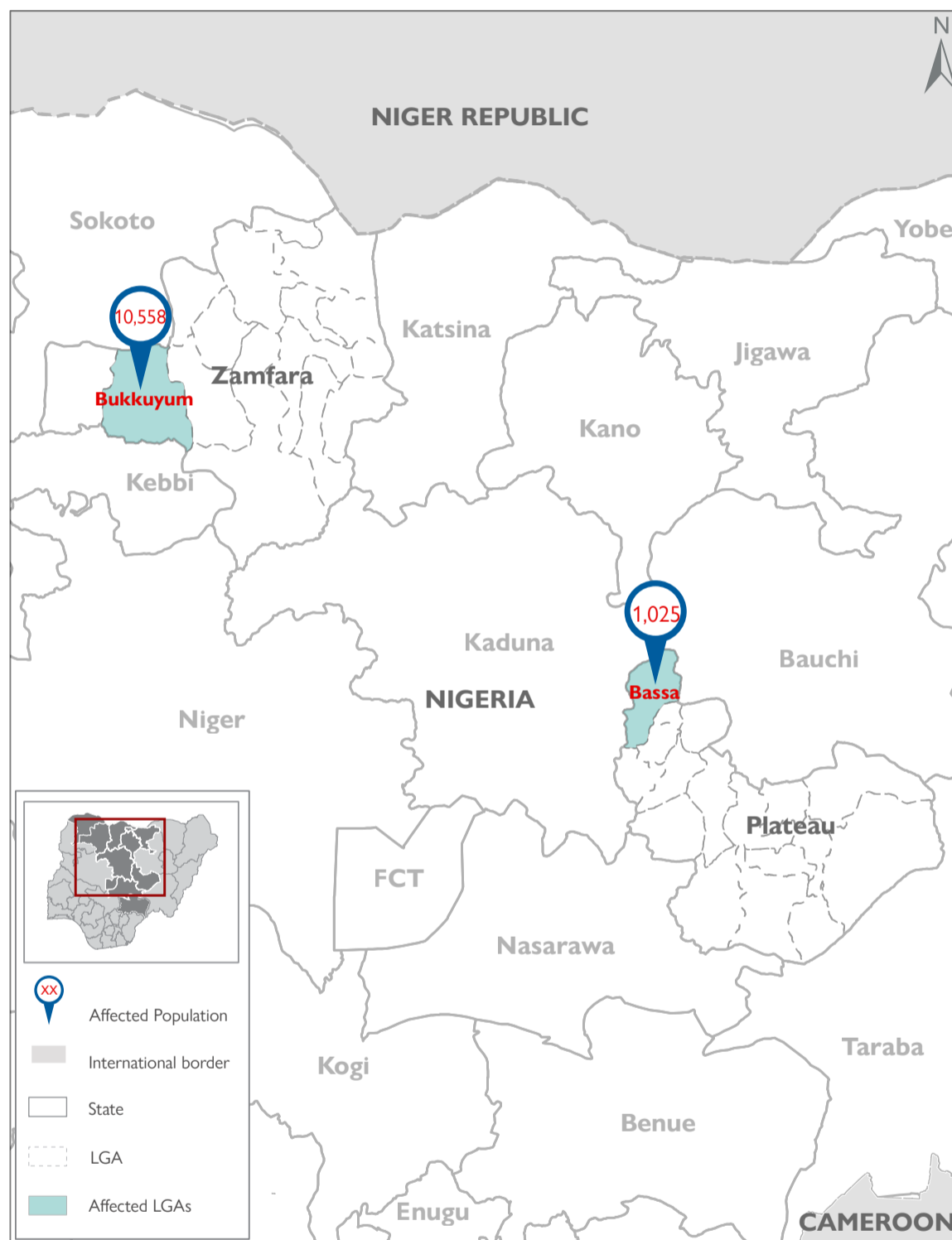
GENDER (FIG. 1)



MOST NEEDED ASSISTANCE (FIG. 2)



AFFECTED LOCATIONS



The above map is for illustration purposes only. The depiction and use of boundaries, geographic names and related data shown are not warranted to be error-free nor do imply a judgment on the legal status of any territory, or any endorsement or acceptance of such boundaries by IOM.

State	LGA	Cause of Incident	Number of Affected Household	Number of Affected Individuals	Casualties	Male	Female	Children	Number of Damaged Shelter
Zamfara	Bukkuyum	Attacks	1,461	10,558	119	4,601	5,957	5,433	1,242
Plateau	Bassa	Attacks	192	1,025	23	364	661	517	50
Grand Total			1,653	11,583	142	4,965	6,618	5,950	1,292

"When quoting, paraphrasing, or in any other way using the information mentioned in this report, the source needs to be stated appropriately as follows: "Source: Displacement Tracking Matrix (DTM) of the International Organization for Migration (IOM), Nigeria Mission, JANUARY 2022.""