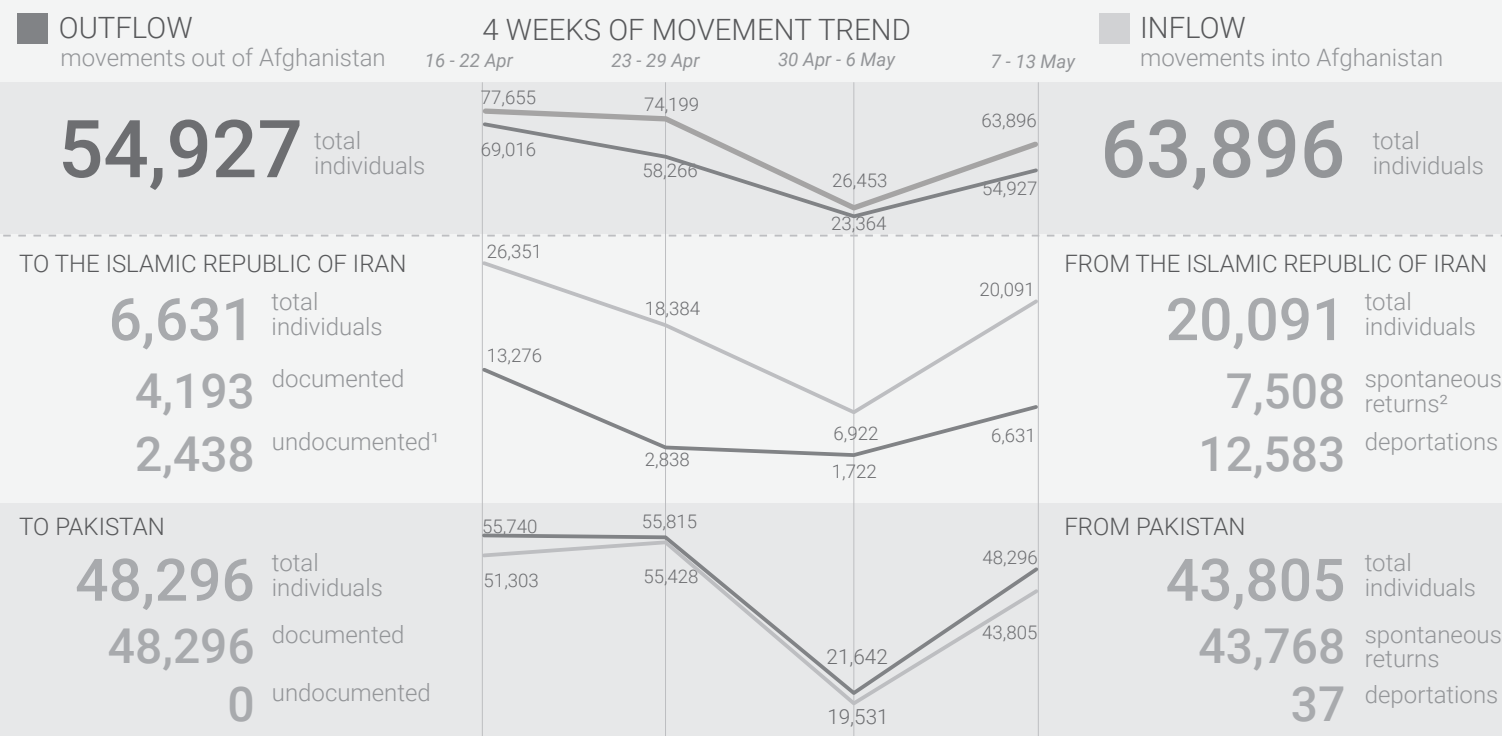


MOVEMENT SUMMARY - AFGHANISTAN TO AND FROM NEIGHBORING COUNTRIES

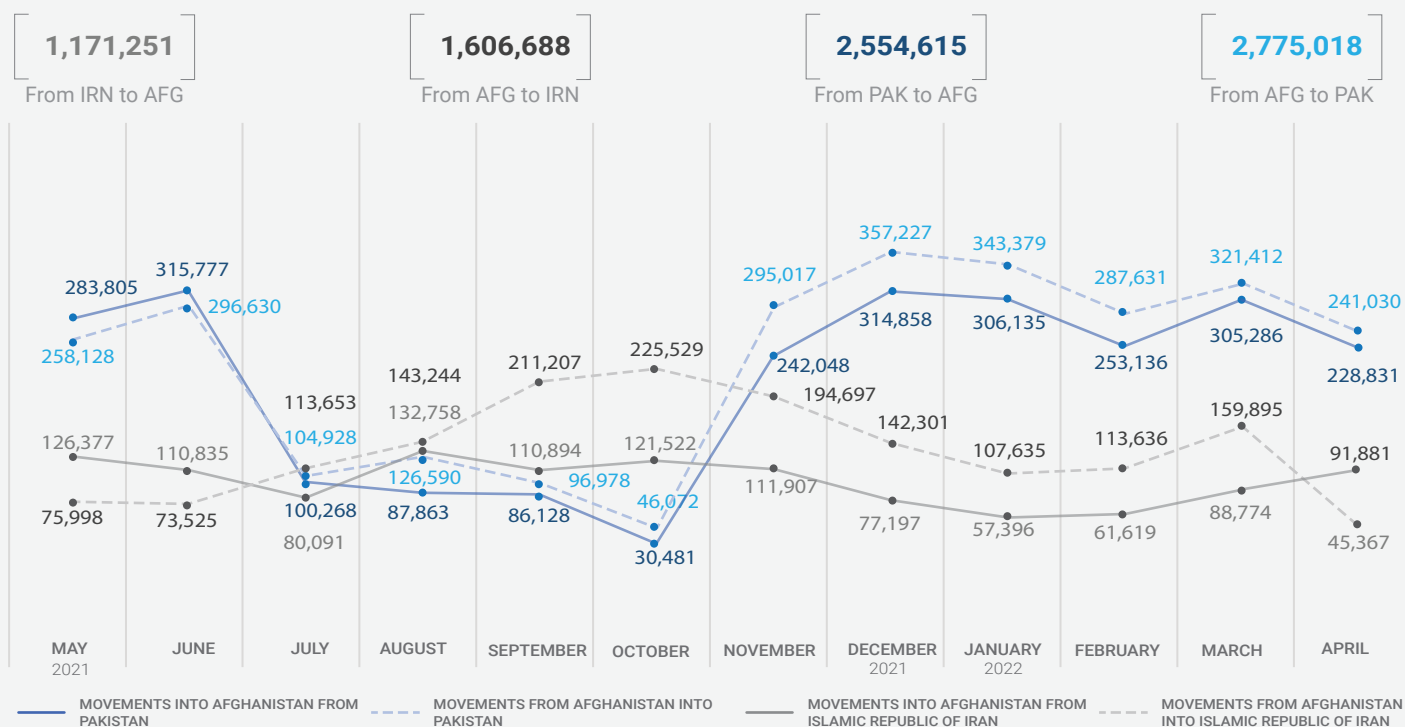
Acknowledging the deep rooted generosity of the people and the governments of Islamic Republic of Iran and Pakistan for hosting millions of Afghan migrants and refugees for over 4 decades, this document captures present mobility and displacement trends between Afghanistan, the Islamic Republic of Iran and Pakistan.



THIS WEEK'S HIGHLIGHTS

- The reporting week observed about a threefold increase in inflow movement between the Islamic Republic of Iran and Afghanistan, with 20,091 individuals compared to 6,922 last week. The outflows also increased from 1,722 last week to 6,631 during this reporting period.
- Crossings between Afghanistan and Pakistan almost doubled in both inflows and outflows, with an average of 6,899 outflows per day compared to 3,092 in the previous week and an average of 6,258 inflows per day compared to 2,790 in the previous week.

TRENDS OF MOVEMENT IN AND OUT OF AFGHANISTAN IN THE LAST 1 YEAR (MAY 2021 - APR 2022)



3 MONTHS MOVEMENT SUMMARY (AFG-PAK)

	February	March	April
Outflow	287,631	321,412	241,030
Inflow	253,136	305,286	228,831

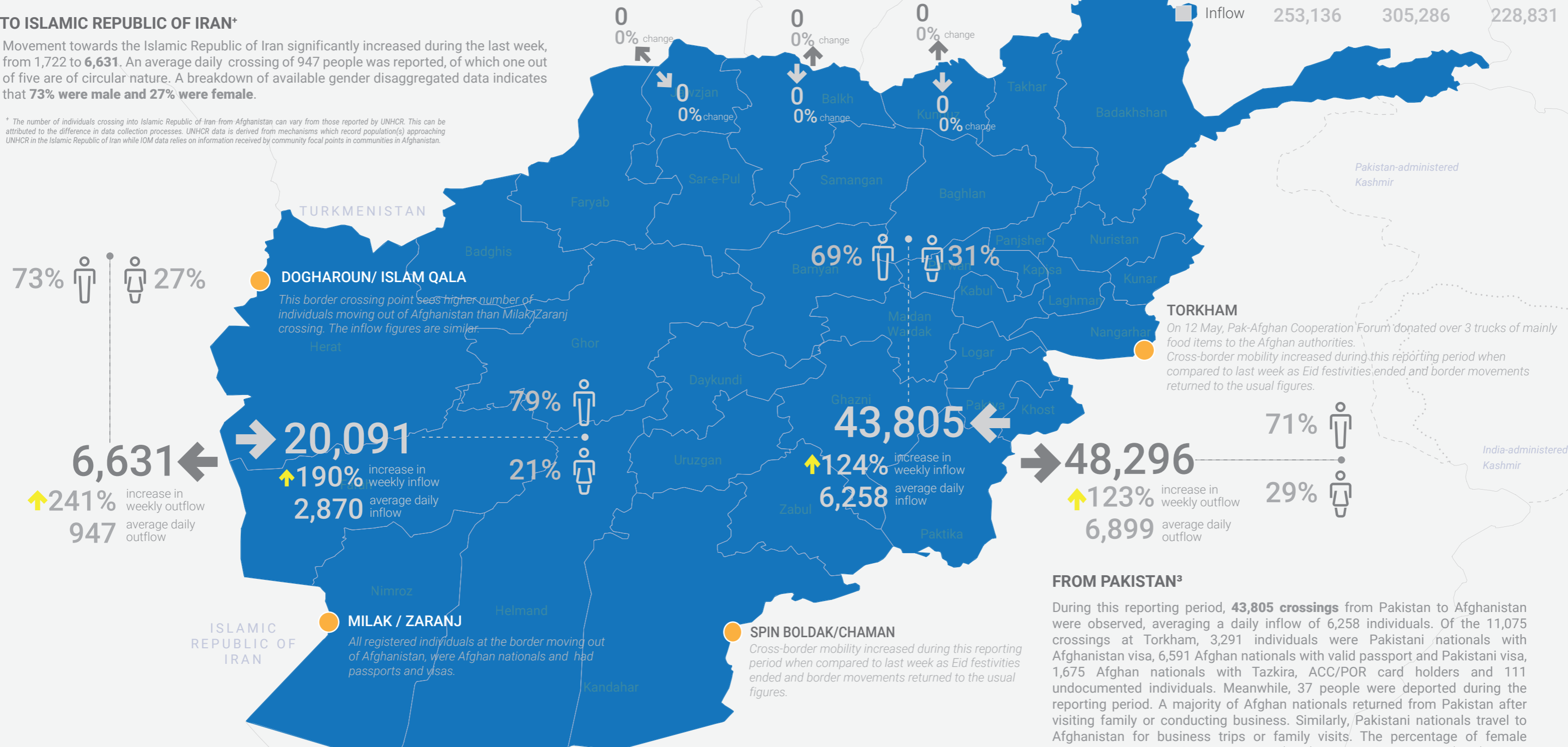
FROM ISLAMIC REPUBLIC OF IRAN

The weekly movements from the Islamic Republic of Iran into Afghanistan significantly increased from 6,922 in the previous week to **20,091** in the reporting period. IOM assisted 5,301 returnees, of which **4,211 (79%) were male and 1,090 (21%) were female**. During this reporting period, around 63% (12,583) of all crossings of Afghan nationals from the Islamic Republic of Iran to Afghanistan were deportations. The remains of 19 Afghan nationals, who reportedly died due to accidents and natural causes, were repatriated during the reporting week.

TO ISLAMIC REPUBLIC OF IRAN*

Movement towards the Islamic Republic of Iran significantly increased during the last week, from 1,722 to **6,631**. An average daily crossing of 947 people was reported, of which one out of five are of circular nature. A breakdown of available gender disaggregated data indicates that **73% were male and 27% were female**.

* The number of individuals crossing into Islamic Republic of Iran from Afghanistan can vary from those reported by UNHCR. This can be attributed to the difference in data collection processes. UNHCR data is derived from mechanisms which record population(s) approaching UNHCR in the Islamic Republic of Iran while IOM data relies on information received by community focal points in communities in Afghanistan.



3 MONTHS MOVEMENT SUMMARY (AFG-IRN)

	February	March	April
Outflow	113,636	159,895	45,367
Inflow	61,619	88,774	91,881

TO PAKISTAN³

Movements from Afghanistan into Pakistan more than doubled when compared to last week and the reporting period saw a total of **48,296 crossings**. Among the 12,996 individuals who crossed from Torkham, 2,150 were Pakistani nationals, 9,874 Afghan nationals with valid visas, one individual with third country passport, 519 Afghan patients who required medical treatment in Pakistan, along with 452 who were attendants (person who accompanies a sick person/patient). Out of the total individuals, **71% were male and 29% female**. Similarly to the inflow gender ratio, the percentage of female crossing through Torkham was higher (35%) compared to Chaman (23%).

The boundaries and names shown and the designations used on this map do not imply official endorsement or acceptance by IOM. Line of Control: Dotted line represents approximately the Line of Control in Jammu and Kashmir agreed upon by India and Pakistan. The final status of Jammu and Kashmir has not yet been agreed upon by the parties.

¹Undocumented individual: An individual of Afghan origin in Pakistan or Islamic Republic of Iran who does not have valid documents. Valid documentation includes: a valid Proof of Registration (PoR) card issued by the Government of Pakistan, an Afghan Citizen Card (ACC), and either a valid Pakistan visa, an Amayesh card, or a valid Iranian visa to remain/stay in Pakistan or the Islamic Republic of Iran.

²Spontaneous returns: Individuals crossing the border to Afghanistan willingly and without being forced or coerced. These individuals can be documented or undocumented.

³The number of individuals crossing into and from Pakistan are based on the compilation of numbers coordinated between IOM Afghanistan and IOM Pakistan. The numbers do not reflect nationalities and may include Afghans, Pakistanis and third country nationals.

BASELINE MOBILITY ASSESSMENT (BMA) AND COMMUNITY-BASED NEEDS ASSESSMENT (CBNA)

The BMA assessment tracks mobility, provides information on population estimates, locations and geographic distribution of displaced, return and migrant populations, reasons for displacement, places of origin and periods of displacement. The CBNA documents vulnerabilities and multisectoral needs. Data is collected at the settlement level, through focus group discussions with community focal points and direct observations. Round 14⁴ of the BMA and CBNA were conducted in November and December 2021.

IDP ARRIVALS

1,327,474 In 2021
5,832,454 2012 - 2021

Arrival IDPs are Afghans who fled their communities of origin and have arrived in the assessed locations within Afghanistan as a result of, or in order to avoid, the effects of armed conflict, generalized violence, human rights violations, protection concerns, or natural and human-made disasters.

INDIVIDUALS MOVED ABROAD

1,358,770 In 2021
4,519,522 2012 - 2021

Afghans who have moved abroad from the assessed location, regardless of the reason or duration of the expatriation. This category includes individuals in need of international protection, and economic migrants who have left Afghanistan.

INDIVIDUALS RETURNED FROM ABROAD

575,818 In 2021
5,149,245 2012 - 2021

Afghans who have returned to the assessed locations after having spent at least six months abroad. This includes both documented and undocumented returnees.

MAIN FINDINGS (As of 31 December 2021)

ARRIVAL IDPs

1,327,474 In 2021

62%
 Conflict displacement

38%
 Disaster displacement

2 in 3
 Displaced within their home province

255,147
19% Arrived in Kabul Province
 (Highest in Afghanistan)

UNEMPLOYMENT

4 out of 5
83% Afghan nationals over 18 years old are unemployed in the country

FINANCE AND ASSETS

51%
 Of households' disposable income is spent on food purchases

3 million
 Households are in debt

INDIVIDUALS MOVED ABROAD

1,358,770 In 2021

891,362
66%
 Islamic Republic of Iran

259,266
19%
 Pakistan

165,257
12%
 Europe & Turkey

SECURITY INCIDENTS (JULY TO DECEMBER 2021 - RANKED)

1
 Armed conflict

2
 IEDs

3
 Mines/UXOs

4
 Extortion

INDIVIDUALS RETURNED FROM ABROAD

575,818 In 2021

304,889
53%
 Islamic Republic of Iran

191,810
33%
 Pakistan

63,360
11%
 Europe & Turkey

HEALTH

19%
 of all surveyed communities have a health clinic located within the confines of their community.

WASH

55%*
 Reported shortage of water for drinking and agriculture purposes

3 out of 4*
76% lack access to safe latrine facilities

* of all surveyed communities

⁴ BMA Round 14 report ; CBNA Round 14 report

The boundaries and names shown and the designations used on this map do not imply official endorsement or acceptance by IOM. Line of Control: Dotted line represents approximately the Line of Control in Jammu and Kashmir agreed upon by India and Pakistan. The final status of Jammu and Kashmir has not yet been agreed upon by the parties

Creation date: 16/May/2022 | Data sources: IOM DTM, DTM BMA/CBNA, IOM CBR, DoRR | Map data: IOM, OCHA, UNHCR | INDEX: RDH10096 | This document was produced with the financial assistance of the Czech Republic, the European Union, the Government of Japan, the Swiss Cooperation Office and the Government of the United Kingdom. The views expressed herein can in no way be taken to reflect the official opinion of the aforementioned donors.

