

Publication Date: December 30, 2022

### OVERVIEW

In November 2022, a total of 33,090 movements were observed across five of Ethiopia's flow monitoring points (FMPs)\*. This represents only a 14.1% increase in daily average movements in comparison with October 2022 when an average of 967 movements per day were observed.

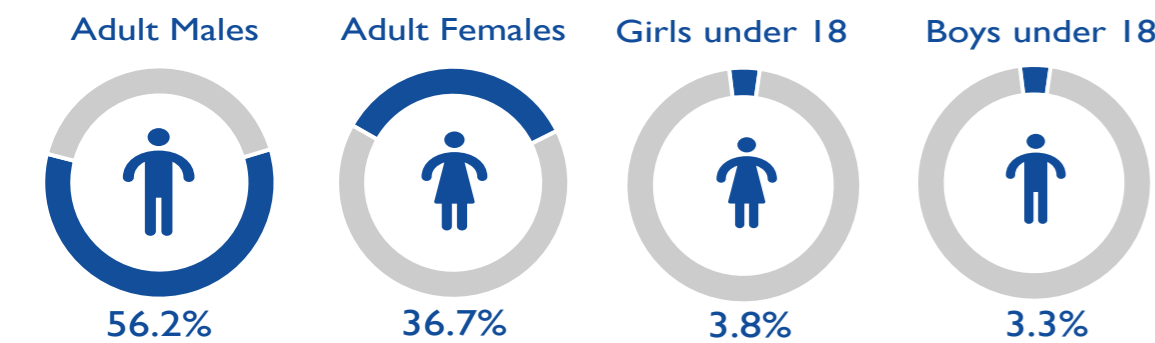
Outgoing movements during November have continued to be higher (78.6%) than incoming movements (21.4%). A total of 26,020 outgoing movements were observed of which 9,941 (38.2%) were heading towards Saudi Arabia, 3,316 (12.7%) were going to Djibouti, 3,053 (11.7%) were travelling towards Kenya, 1,775 (6.8%) to Somalia, 1,383 (5.3%) intended to reach Yemen, 1,263 (4.9%) headed to Sudan, 1,058 (4.1%) to Qatar and 1,030 (4.1%) to the United Arab Emirates while remaining movements were travelling to several Middle Eastern, Southern Africa, European and North American countries.

At the same time, 7,070 incoming movements were observed, of which 2,388 (33.8%) had originated from Sudan, while 2,181 (30.8%) came from Djibouti, 1,327 (18.8%) from Kenya, 953 (13.5%) movements from Somalia, 165 (2.2%) from Yemen and the remaining from Saudi Arabia, South Sudan, United Republic of Tanzania, and Germany. Almost all of these were Ethiopian nationals who were likely returning home.

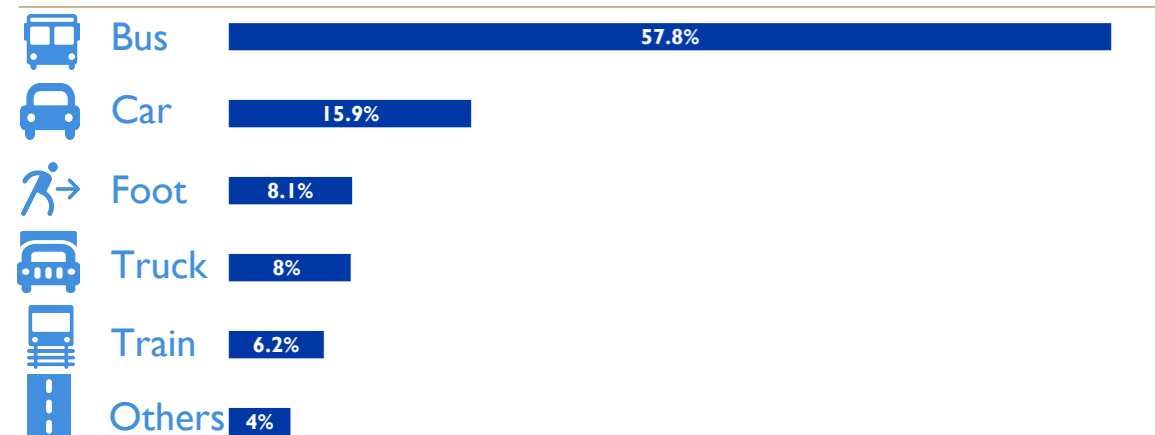
During the month of November, the mobility trend showed a 10% monthly increase compared to the preceding month with the highest daily average movement since the start of the Flow Monitoring Registry exercise. There was a 10% increase in movements due to economic reasons/looking for jobs, and a 20% increase in return movements observed during the month of November as compared to October 2022.

The movement dynamic through Metema FMP has been impacted by the World Cup in Qatar, which has led to more movement through the FMP. According to key informants, migrants believed that the process of obtaining a visa to Qatar through Sudan would be easier than through Ethiopia hence the increase in migrants traveling through the Metema FMP to reach Sudan. As such, November has seen 19% more movements destined to Qatar compared to October 2022.

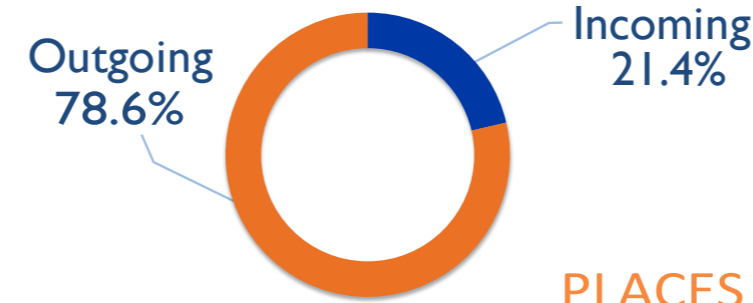
### DEMOGRAPHICS



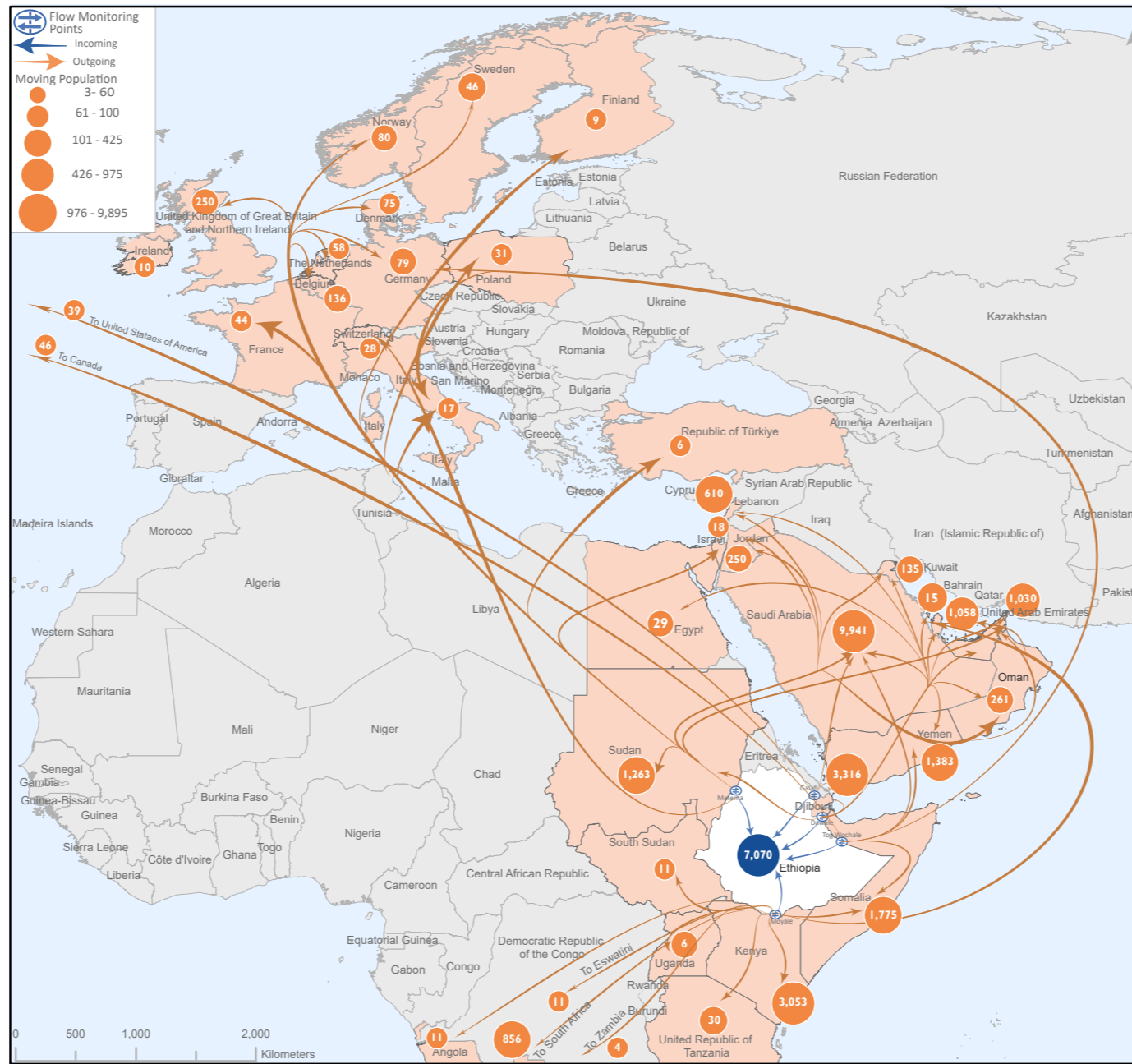
### MEANS OF TRANSPORT



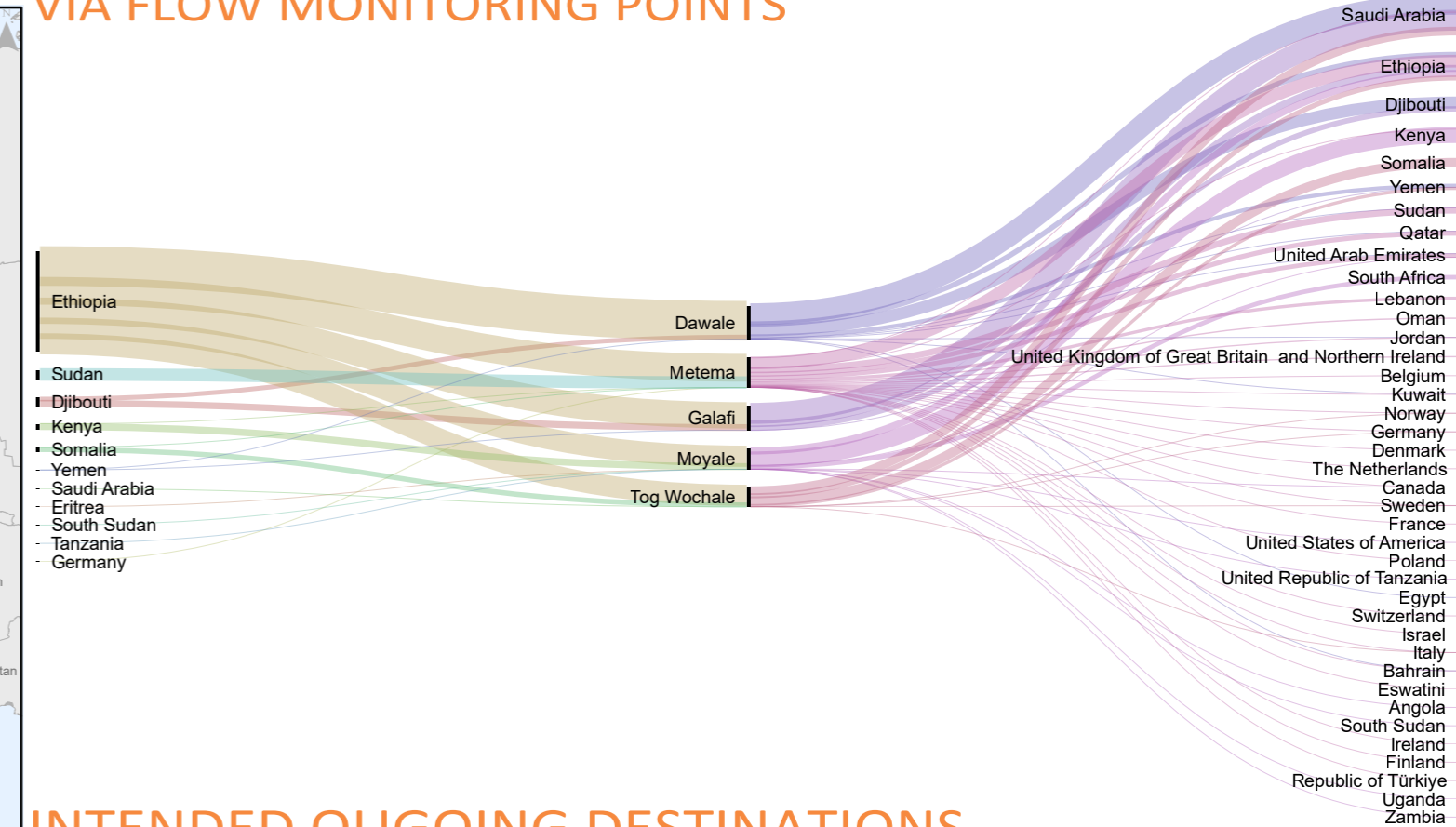
### KEY FIGURES



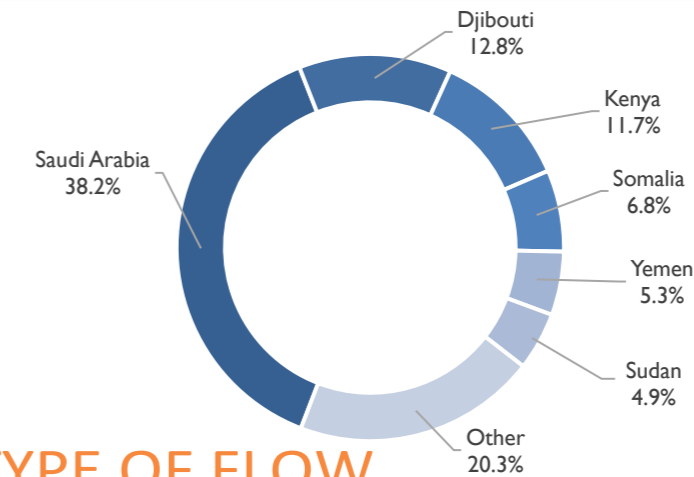
### MOVEMENT ILLUSTRATION



### PLACES OF ORIGIN AND INTENDED DESTINATIONS VIA FLOW MONITORING POINTS



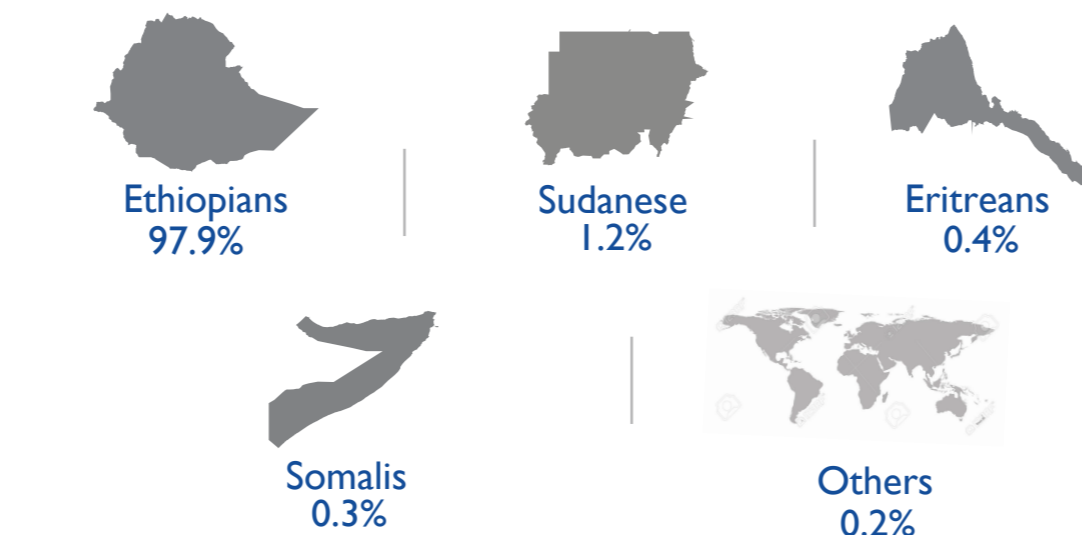
### INTENDED OUTGOING DESTINATIONS



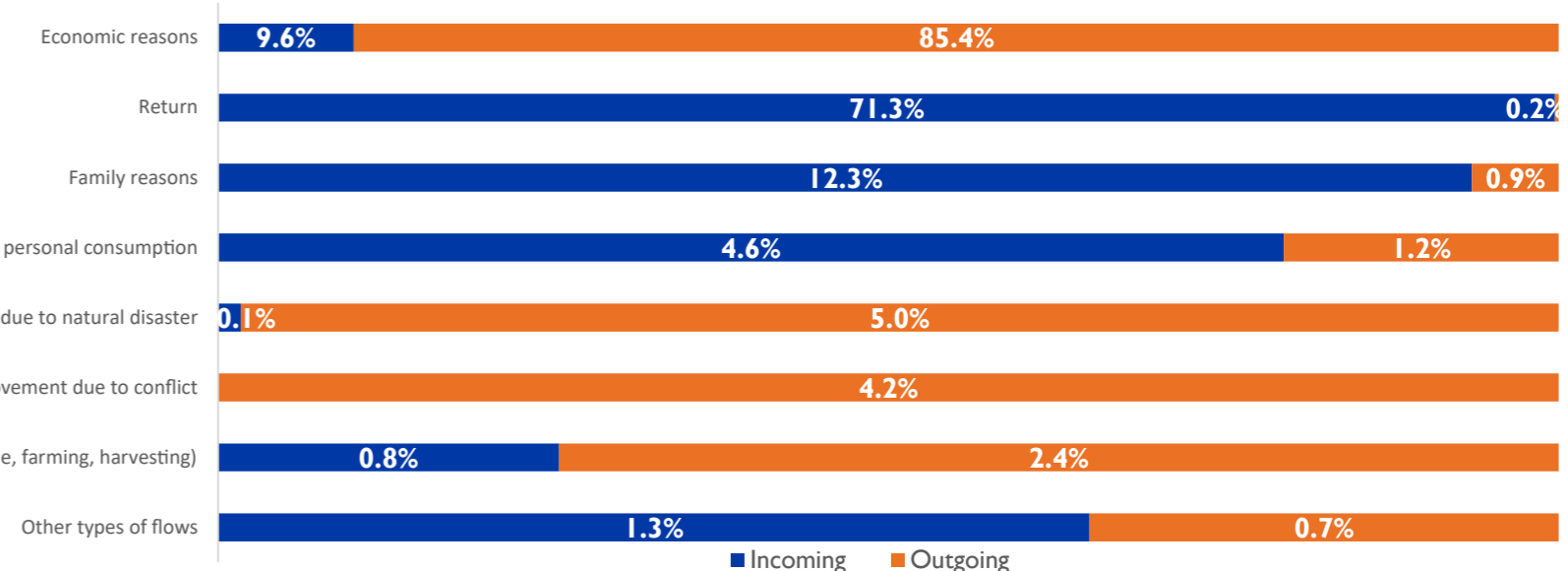
\*Other intended destination countries include Qatar, United Arab Emirates, South Africa, and many other African, Middle Eastern and European countries.

\*\*Please note that figures from Yemen and Saudi Arabia should be interpreted jointly as movements to Saudi Arabia often pass through Yemen.

### NATIONALITIES OF PEOPLE ON THE MOVE



### TYPE OF FLOW



\*Data collection at Humera Flow Monitoring Point in Tigray region did not take place due to security and access constraints since October 2020, thus affecting the total number of movements for the month.

Disclaimer: This map is for illustration purposes only. Names and boundaries on this map do not imply official endorsement or acceptance by IOM. DATA SOURCES: DTM, OCHA, ESRI, UNDP