

HIGHLIGHTS

NUMBER OF COVID-19 CASES



NUMBER OF DEATHS



NUMBER OF RECOVERIES



Sea Ports



8 out of 8 open

Airports



12 out of 12 open

Border Crossing



0 out of 21 open

Isolation Centers



14 available

OBSERVED MOVEMENTS – FLOW MONITORING

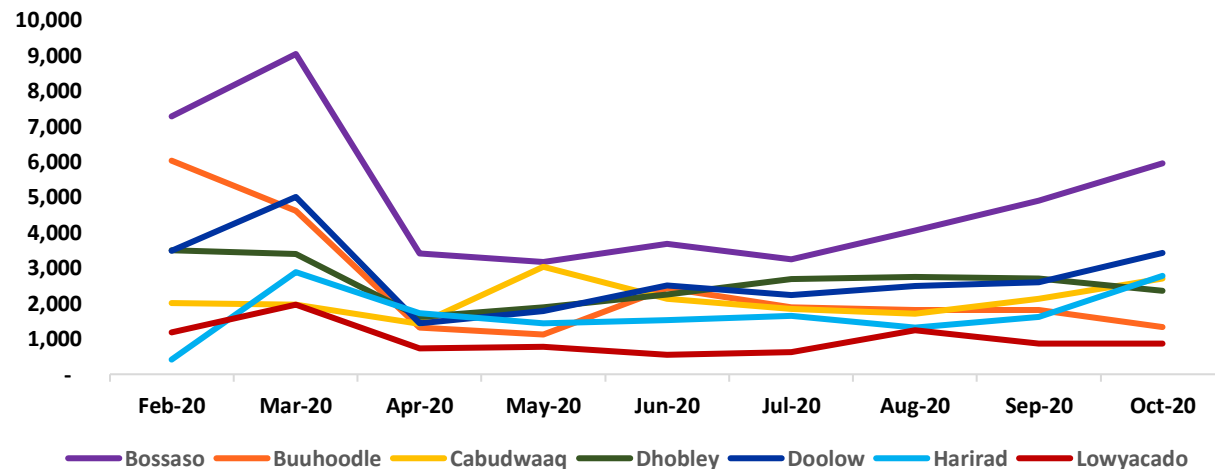
In October 2020, a total of **19,392** movements were observed at Flow Monitoring Points (FMPs). This represents a decrease of **34%** in comparison with October 2019 when **29,413** movements were observed.

While as the trend of previous months, Buuhoodle, Lowyacado and Bossaso FMPs recorded a decrease in movements between these two periods (-150%, -87% and -21% respectively), Harirad, Doolow, Cabudwaaq, Dhobley FMPs recorded an increase in movements (82%, 42%, 31% and 16% respectively).

Similar to September 2020, this month saw a majority of incoming flows (72%) against outgoing flows (28%). Bossaso, Harirad and Cabudwaaq FMPs recorded the highest levels of incoming flows (29%, 20% and 18% respectively), while Bossaso, Doolow, and Dhobley recorded the highest number of outgoing flows (36%, 25% and 21% respectively).



MOVEMENTS OBSERVED BY FMP



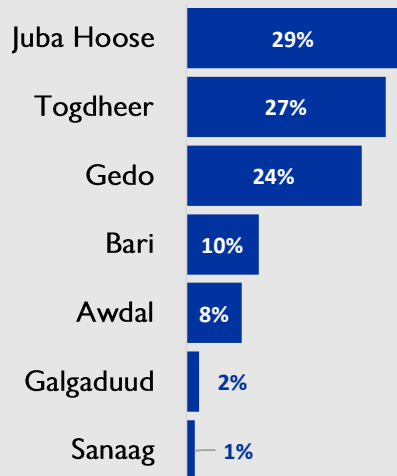
*Information as available on 11/2/2020.

Sources: Federal Government of Somalia, UN OCHA and WHO

IOM's DTM Flow Monitoring Activities in Somalia are supported by:

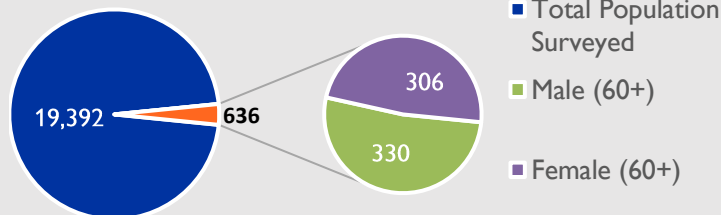
COVID-19 MONITORING

PREVALENCE OF CHRONIC DISEASES PER REGION OF FMP



MIGRANTS AGED 60 OR ABOVE (HIGH RISK POPULATION)

In total 636 out of 19,392 persons were 60+ years old, which is equivalent to 3%.



* COVID-19 related data was collected between 1st to 31st October 2020 with revised Flow Monitoring Registry and Survey tools (see methodology section). Chronic diseases being monitored are: diabetes, cardiovascular disease, hypertension, cancer, chronic respiratory disease and immune deficiency.

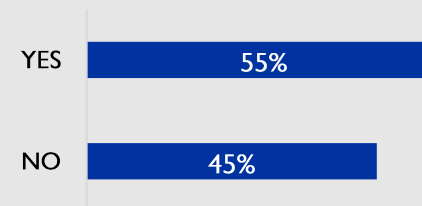
SUMMARY AND OVERVIEW

In October 2020, 1,036 instances of chronic diseases were self-reported. Importantly, a migrant may present more than one chronic disease.

Of the self-reported conditions: chronic respiratory diseases 32%, hypertension 31%, diabetes represented 27%, immunity deficiency 7%, cardiovascular diseases 2% and cancer 2%. Migrants reported the highest levels of chronic diseases in Juba Hoose (29%), Togdheer (27%) and Gedo (24%).

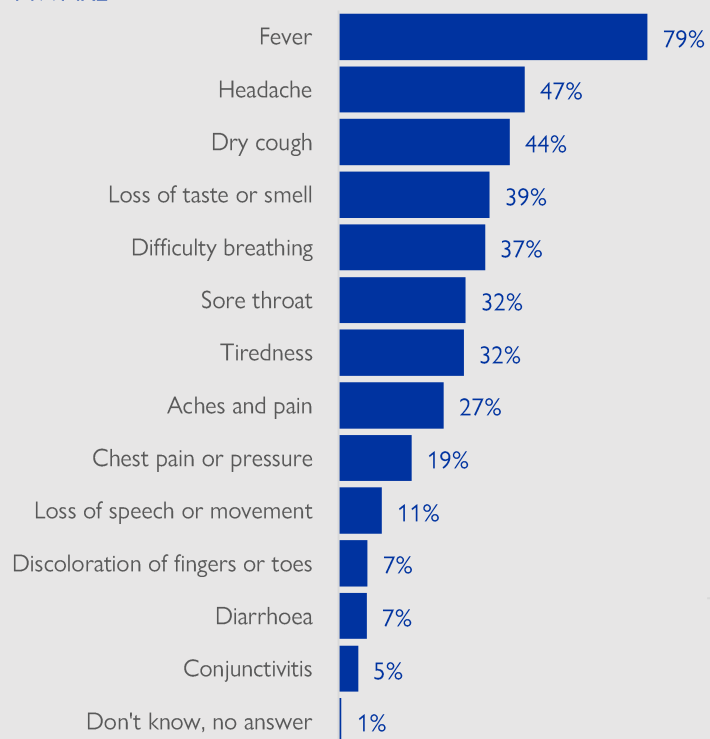
55% of the people interviewed were aware of the COVID-19 pandemic. This is almost on par with September 2020 when 56% of the groups were aware about COVID-19. Interviewees who reported not knowing about COVID-19 were offered an awareness session by trained enumerators utilizing posters in Somali, Oromo, Amharic, Arabic and English.

AWARENESS OF COVID-19 ACROSS ALL AGE GROUPS

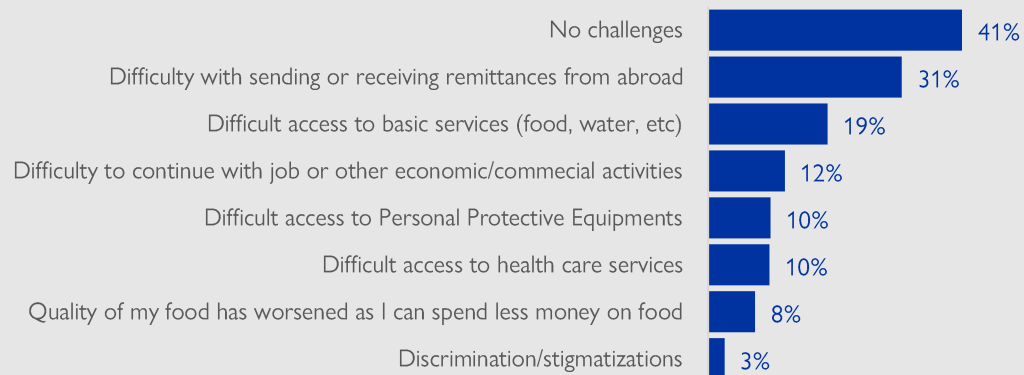


COVID-19 MONITORING

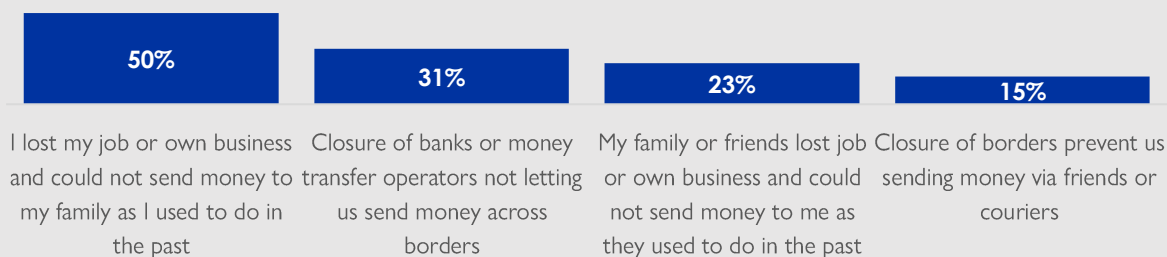
KNOWLEDGE OF COVID-19 SYMPTOMS BY MIGRANTS BEING AWARE**



CHALLENGE ENCOUNTERED SINCE THE START OF THE COVID-19 PANDEMIC*



DIFFICULTIES WITH SENDING OR RECEIVING REMITTANCES***



* Data from FMS (collected between October 22nd and October 31st2020), which is based on a sample of 610 respondents of the total movements. Data should be interpreted with caution.

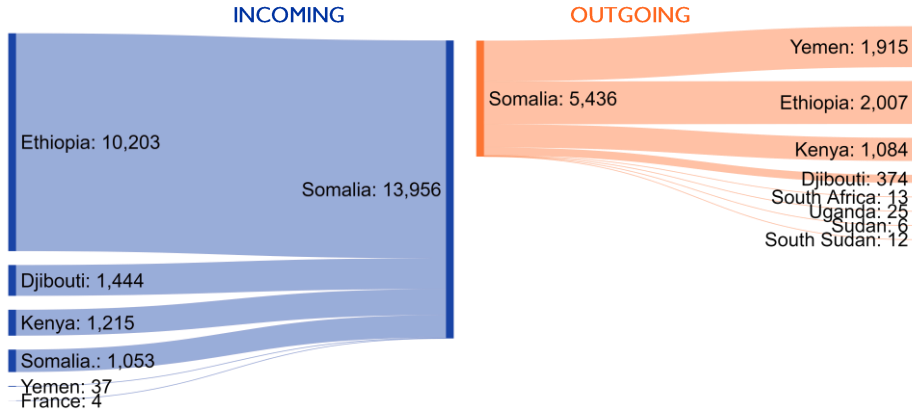
** Data from FMS (collected between October 22nd and October 31st2020), which is based on a sample of 515 respondents that declared being aware about the COVID-19 pandemic.

*** Data from FMS (collected between October 22nd and October 31st2020), sample of 190 respondents that declared facing difficulties with sending or receiving remittances from abroad.

OCTOBER 2020

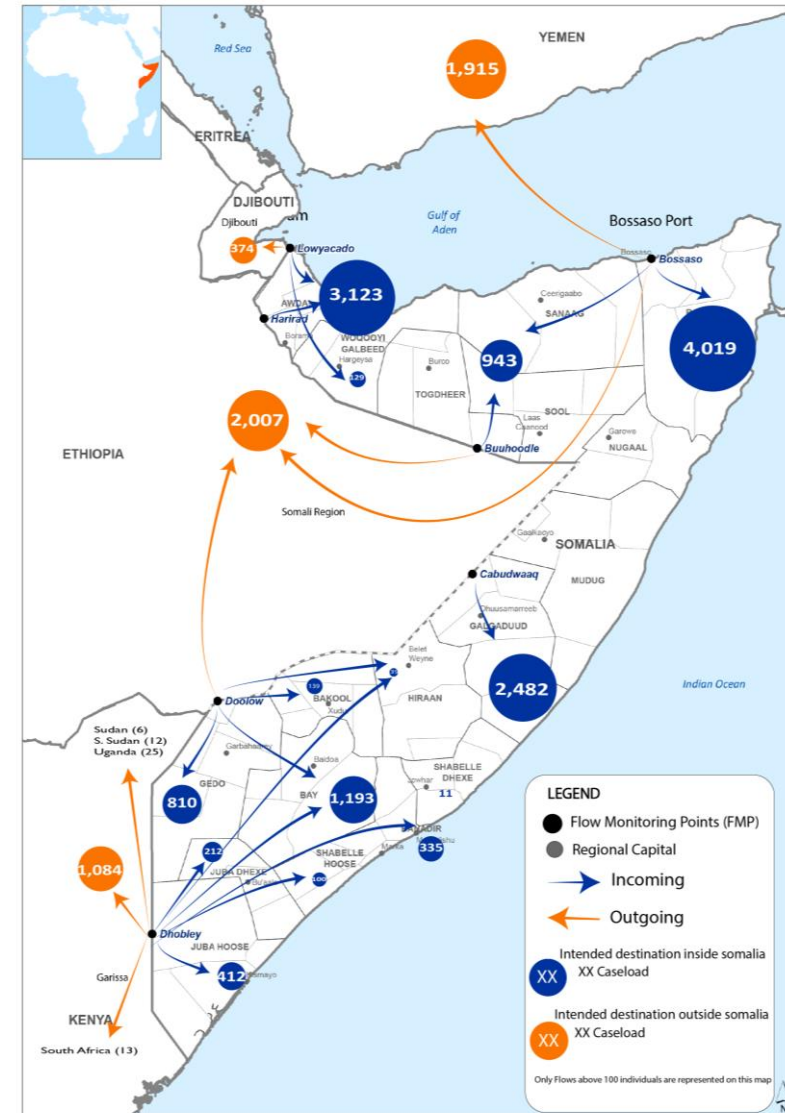
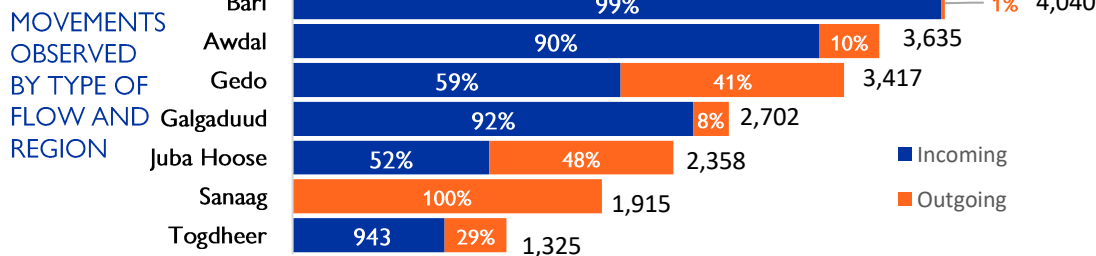
MOVEMENTS TRENDS

MAIN COUNTRIES OF ORIGIN AND INTENDED DESTINATION



Incoming flows: recorded originated from Ethiopia (10,203 observations or 73%), Djibouti (1,444 or 10%), Kenya (1,215 or 9%) and Yemen (37 or 0.27%). In addition, 1,053 of the movements observed (or 8%) as entering Somalia also originated from Somalia; this is likely due to difficulties to travel within Somalia, as well as relative ease of transportation through neighboring countries and shorter distances.

Outgoing flows: for the month of October 2020, a total of 5,436 movements were observed as exiting Somalia. Main countries of intended destination for outgoing flows are Ethiopia (2,007 or 37%), Yemen (1,915 or 35%), Kenya (1,084 or 20%) and Djibouti (374 or 7%). With an additional 56 (1%) heading to South Africa, Uganda, Sudan and South Sudan.



DISCLAIMER: This map is for illustration purposes only. Names and boundaries on this map do not imply official endorsement or acceptance by IOM.

IOM's DTM Flow Monitoring Activities in Somalia are supported by:



MINISTRY OF FOREIGN AFFAIRS OF DENMARK
Danida

EU-IOM
Joint Initiative for Migrant Protection and Reintegration

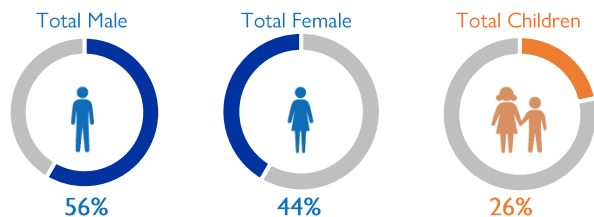
FOR MORE INFORMATION
iomsomaliadtm@iom.int
<http://www.globaldtm.info/somalia>

OCTOBER 2020

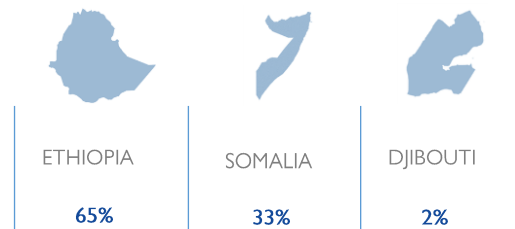
MIGRATION PROFILES, REASONS AND LOGISTICS

AGE AND SEX DISTRIBUTION

	(0 – 17)	(18+)
Female	13%	32%
Male	13%	43%



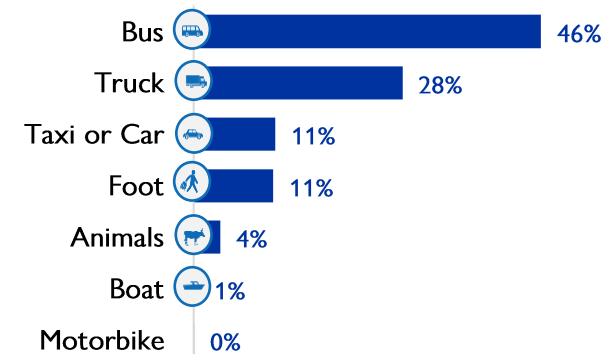
DECLARED NATIONALITY OF PERSONS ON THE MOVE



REASONS FOR MOVEMENT

	Voluntary 80%	Forced 17%	Unknown 3%
Reasons for Movement			
<i>Economic reasons</i>			43%
<i>Seasonal Migration (cattle, farming, harvesting)</i>			20%
<i>Return</i>			7%
<i>Forced movement due to Conflict</i>			6%
<i>Forced movement due to food insecurity (hunger)</i>			6%
<i>Family reasons</i>			5%
<i>Forced movement due to Natural Disaster</i>			4%
<i>Other</i>			3%
<i>Health Care</i>			2%
<i>Travel to collect aid (food, cash or other items)</i>			1%
<i>Education</i>			1%
<i>Buy goods for personal consumption</i>			0%

TRANSPORTATION MODES



VULNERABILITIES

A total of 2,451 vulnerabilities were reported in October 2020. Vulnerabilities may be overlapping since individuals may have more than one vulnerability. The following percentages are calculated on the total number of observations for this month:



METHODOLOGY

The purpose of flow monitoring is to provide regular and updated information of the size and profile of population movements. The information and analysis provided by flow monitoring also aims to contribute to improved understanding of shortcomings and priorities in the provision of assistance along the displacement/migratory routes. Flow monitoring methodology consists of three basic steps:

- **High Mobility Area/Location Assessments:** aimed at mapping locations of high mobility to establish where to set up Flow Monitoring Points (FMPs) through key informant interviews;
- **Flow Monitoring Registry (FMR):** aimed at capturing quantitative data about certain characteristics such as the volumes of migrants, their nationalities, sex and age disaggregated information, their origin, their planned destination and key vulnerabilities. This is collected by enumerators at the FMPs. Since March 22, 2020, the tool includes COVID-19 related indicators, such as awareness of COVID-19 and the prevalence of chronic diseases.

LIMITATIONS

Data collected for this exercise (from FMR and FMS) should be understood as indicative observations at FMPs. They represent only part of the total flows passing through Somalia. DTM Somalia has 7 cross border flow monitoring points, which is not exhaustive of all cross-border roads that migrants may use. In addition, although data is collected daily, it is collected only during peak hours. The spatial and temporal coverage of this data collection activity is therefore incomplete. However, it provides information on the situation at assessed points

- **Flow Monitoring Survey (FMS):** aimed at capturing qualitative information about the profiles of migrants, migration drivers and migrants' needs. This is done through interviews with a sample of migrants passing through the FMPs. Since September 1st, 2020, the tool includes COVID-19 related indicators, such as the challenges encountered since the start of the COVID-19 pandemic.

Movement Categories:

- **Outgoing/Exiting Migrants:** migrants originating from and travelling out of the country where the FMP is located. Nationality is irrelevant.
- **Transiting Migrants:** migrants travelling through the country where the FMP is located, where both departure point, and the intended final destination, are not the country of FMP. Nationality is irrelevant.
- **Incoming Migrants:** both entering (non-nationals of the country with the FMP) and returning (nationals of the country with the FMP) migrants, where the intended destination is the country containing the FMP.
- **Internal Migrants:** where both the departure and the destination country are the country with the FMP. This includes circular migration.

and allows to make hypothesis on the overall situation. In addition, having collected flow monitoring data consistently in the past years, historical data offers the possibility to observe trends and make comparisons. Data on vulnerability is based on direct observation and should be understood as mainly indicative. FMS data is based on a sample of the total movements observed and therefore it should be interpreted with caution.