

OVERVIEW

IOM Pakistan collects data on the outflows of **undocumented Afghan migrants** at the Torkham and Chaman border crossing points in an effort to better understand the migration movements of undocumented Afghan migrants returning to Afghanistan from Pakistan. This exercise is part of the **European Union** funded project “Displacement Tracking Matrix Regional Evidence for Migration Analysis and Policy (DTM REMAP)”.

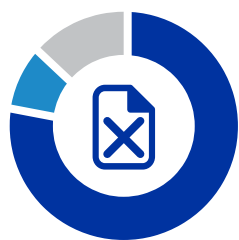
From 10 Sep to 23 Sep 2022, **2,918** undocumented Afghan migrants returned to Afghanistan from Pakistan, including **410** through the Torkham border point and **2,508** through the Chaman border point. During the reporting period, border authorities facilitated the return of **65** individuals due to the lack of legal documentation to remain in Pakistan. Therefore, information concerning these **65** individuals is not included in the report analysis.

HIGHLIGHTS

- During the reporting period, 8 per cent of returnees were categorized as vulnerable persons, mainly chronically ill and elderly.
- In Pakistan, the primary occupations reported by returnees were: unskilled labor (70%), skilled labor (17%), business (10%) and salaried job (2%).
- All returnees were carrying household items, cash, personal belongings and productive assets when interviewed. They also travelled with additional items, such as productive assets (87%), transportation or private vehicles (3%) and livestock (2%).
- The average cost of travelling from Pakistan to Afghanistan reported was 33,820 PKR per family.
- The top 3 challenges returnees expected to face in Afghanistan were: arranging for livelihoods, finding income opportunities and settling into a new city.

**53,991**UNDOCUMENTED AFGHAN RETURNEES AT TORKHAM AND CHAMAN
SINCE JANUARY 2022

DISTRIBUTION OF UNDOCUMENTED RETURNEES*



	Undocumented family	78%
	Family/Individual holding ACC	9%
	Undocumented individual travelling with documented family	13%

*This question was only answered by head of the family

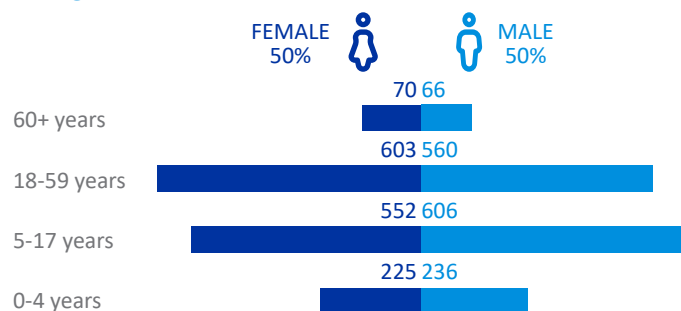
PUSH FACTORS*




	Unable to pay house rent	35%
	Unable to pay utilities	36%
	No employment	19%
	Business reasons	5%
	Fear of arrest/deportation	5%

*This question was only answered by head of the family

AGE AND GENDER



PULL FACTORS*



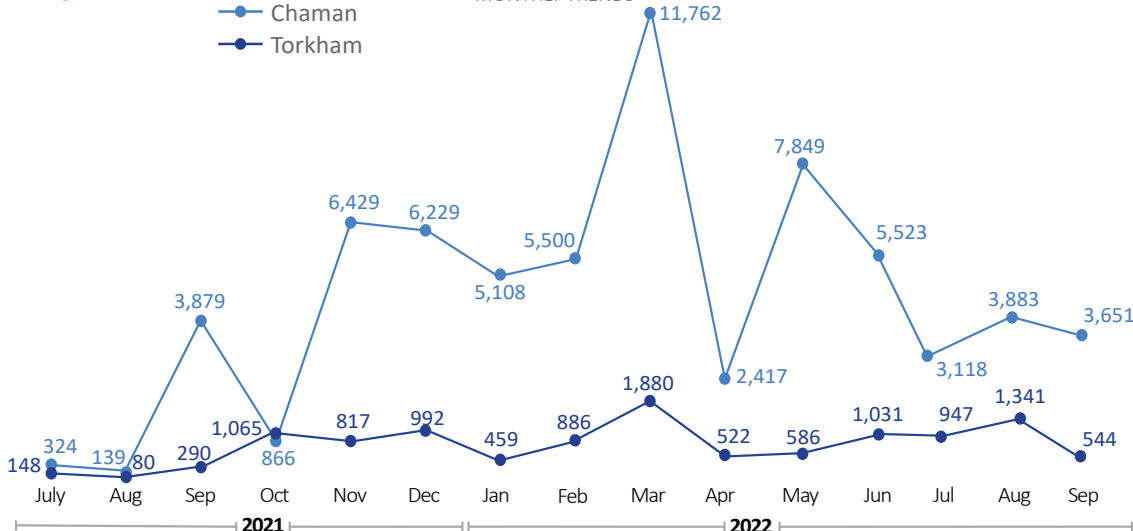
	Availability of assistance	55%
	Reunion with family	43%
	Improvement in security situation	2%

*This question was only answered by head of the family

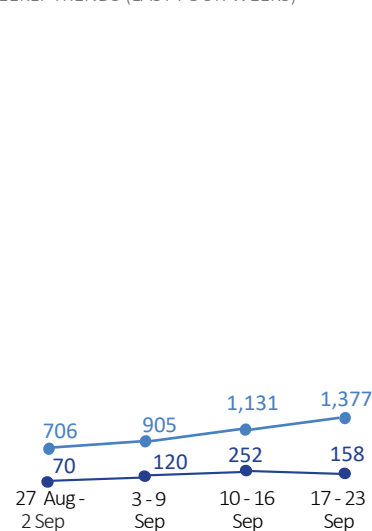
RETURN TREND

— Chaman
— Torkham

MONTHLY TRENDS



WEEKLY TRENDS (LAST FOUR WEEKS)



BI-WEEKLY FLOW MONITORING REPORT: SPONTANEOUS RETURN OF UNDOCUMENTED AFGHAN MIGRANTS FROM PAKISTAN (27 AUG to 9 SEP)

SETTLEMENT TYPE LEGEND				
● Rented house	○ Spontaneous settlement	● Own house	● Camp	○ Living with relatives

DISTRICTS OF ORIGIN IN PAKISTAN OF RETURNEES



LEGEND

——	International border
- - - -	Disputed border
- - - -	Line of control
——	Province border
——	District border
■	Origin district of returnees
■	District without returnees

ORIGIN DISTRICT

1. Killa Abdullah	32%
2. Quetta	31%
3. Pishin	11%
4. Karachi	7%
5. Peshawar	6%

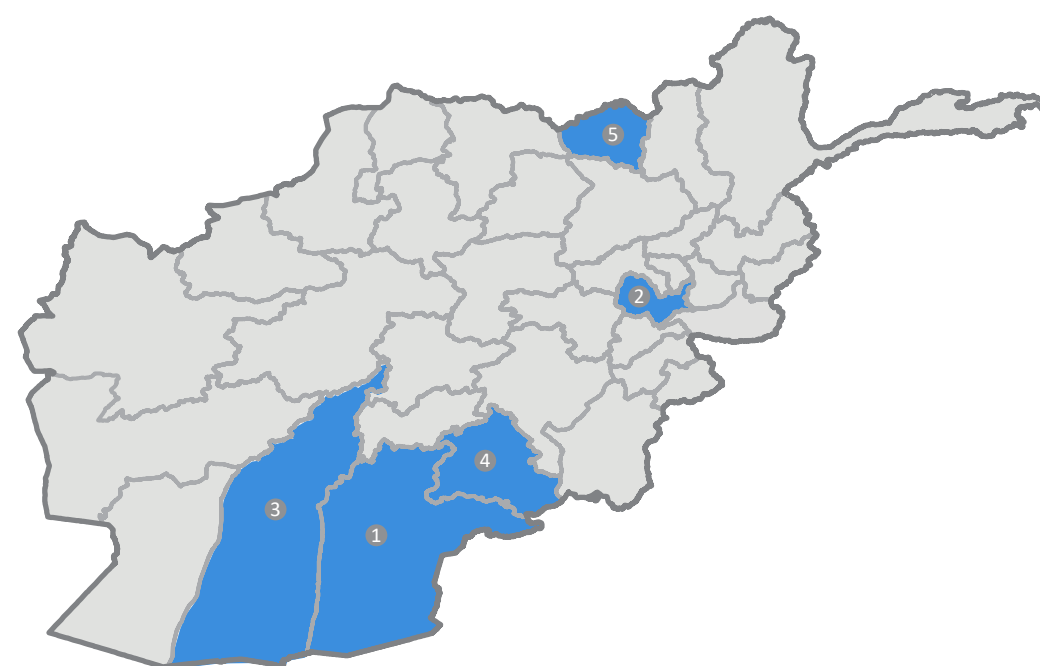
SETTLEMENT TYPE

95% ○ 3% 2%
100% ○ 0% 0%
54% ○ 42% 4%
100% ○ 0% 0%
62% ○ 38% 0%

Note:
This map and the following legends focus on the top 5 districts of origin in Pakistan during the reporting period of 10 Sep to 23 Sep 2022.

Disclaimer:
Dotted line represents approximately the line of control in Jammu and Kashmir agreed upon by India and Pakistan. The final status of Jammu and Kashmir has not yet been agreed upon by the parties. The designations employed and the presentation of material on this map do not imply the expression of any opinion whatsoever on the part of IOM or United Nations concerning the legal status of any country, territory, city or area or of its authorities, or concerning the delimitation of its frontiers or boundaries.

PROVINCES OF INTENDED DESTINATION



LEGEND

——	International border
——	Province border
■	Province of intended destination
■	Other provinces

INTENDED PROVINCE

1. Kandahar	62%
2. Kabul	7%
3. Helmand	5%
4. Zabul	5%
5. Kunduz	4%

SETTLEMENT TYPE

81% 13% ○ 6%
75% 19% ○ 6%
42% 17% ○ 41%
80% 20% ○ 0%
75% 25% ○ 0%

Note:
This map and the following legends focus on the top 5 provinces of intended destination in Afghanistan during the reporting period of 10 Sep to 23 Sep 2022.

Disclaimer:
The designations employed and the presentation of material throughout the report do not imply the expression of any opinion whatsoever on the part of IOM concerning the legal status of any country, territory, city or area, or of its authorities, or concerning its frontiers or boundaries. This document was produced with the financial assistance of the European Union. The views expressed herein can in no way be taken to reflect the official opinion of the European Union.