

## KABUL PROVINCE

### EET Round 3 (1-19 Dec 2021)

IOM Afghanistan identified **93,631** internally displaced persons (IDPs) who were displaced to or arrived in Kabul province since August 2021 during Round 3 of the Emergency Event Tracking (EET) exercise. Most IDPs arrived in urban communities (82%), while the remaining are displaced in rural (14%) and peri-urban (3%) communities throughout Kabul province.

From December 1<sup>st</sup> to 19<sup>th</sup>, 2021 DTM teams conducted [Round 3](#)<sup>1</sup> of the EET to capture movement dynamics in Afghanistan following episodes of drought and rapid political transformations that occurred in 2021. During Round 3, DTM teams assessed 550 communities in 15 districts in Kabul province. The data presented in the report is a snapshot of the current displacement situation from the above-mentioned observation period and provides the latest and best available information from EET sources up until December 19<sup>th</sup> 2021.

EET is deployed by IOM in Afghanistan with the financial support of the European Union, the German Federal Foreign Office, and UK aid from the UK government to track sudden internal displacement and population movements. Activated on a need basis, EET utilises a broad network of community focal points (CFPs) to capture best estimates of the affected population presence. One focal point is interviewed in each community assessed.

For the purposes of the assessment, IDPs are considered as individuals who arrived in a district or province different from their district and province of origin as a result of displacement.

Figures on individuals who left and/or returned are included further on in the findings to demonstrate the ongoing movement dynamics. They also help discern the origin of those who are displaced.

The information presented serves to fill knowledge gaps and support humanitarian operations on the ground while more comprehensive data and analysis are being produced. It is not meant to provide comparative trend analysis or an overall picture of the displacement situation.



An IDP family in Kabul province. © IOM 2021

#### IDP FIGURES (ARRIVALS)

	TOTAL	RURAL	PERI-URBAN	URBAN
# of families				
# of individuals				
# CFPs*	300	108	24	168
# of individuals who arrived since August 2021 as a result of displacement and are still present	13,367	1,990	461	10,916
	93,631	13,497	3,137	76,997

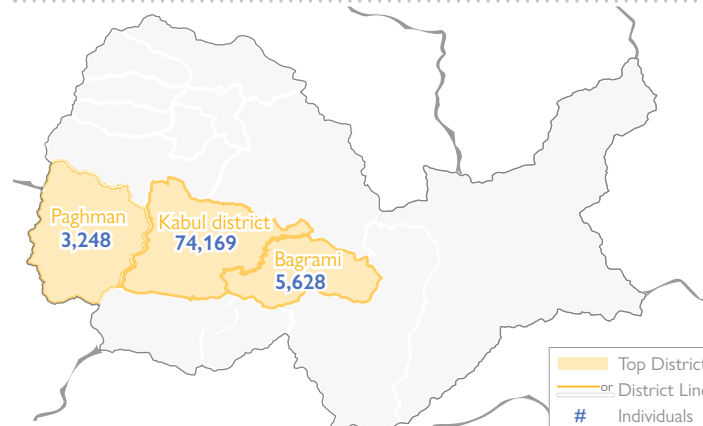
#### Definition

IDPs (arrivals): individuals from other locations who arrived in the community since August 2021 and continue to reside there.



#### MAIN DISPLACEMENT DISTRICTS

- 1 Kabul district
- 2 Bagrami
- 3 Paghman



Kabul, Bagrami, and Paghman districts are the areas where the largest proportion of IDPs have arrived, totalling 83,045 (89%) out of the 93,631 IDP arrivals in Kabul province.



#### ASSESSED DISTRICTS IN ROUND 3

CFPs in Kabul province reported:

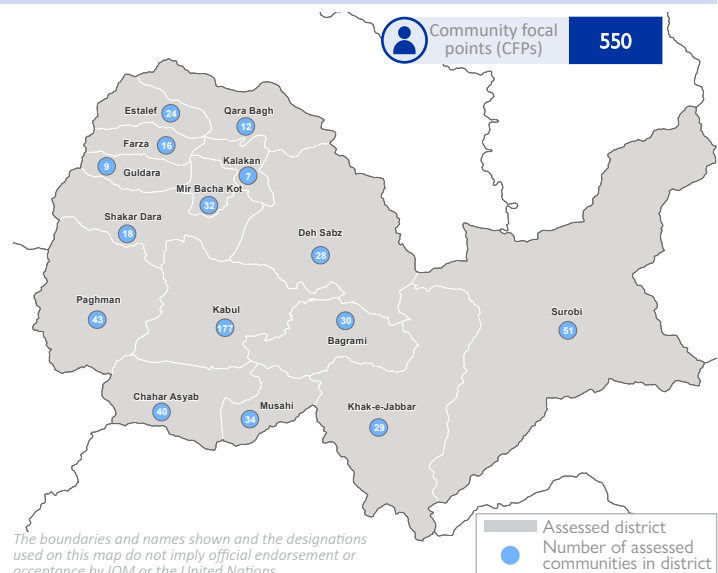
**93,631** individuals who arrived in the assessed communities as a result of displacement.

**19,313** individuals in Kabul province who fled their communities to other locations within the province or Afghanistan.

**51,823** individuals who had fled prior to August 2021 and returned since August 2021.

**82,718** individuals who migrated abroad.

**5,713** individuals who returned to their home communities after having migrated abroad.



The boundaries and names shown and the designations used on this map do not imply official endorsement or acceptance by IOM or the United Nations.

<sup>1</sup> The EET Round 1 report can be found here: [Emergency Event Tracking \(1 September - 5 October 2021\)](#) and the Round 2 report here: [Emergency Event Tracking \(12 October - 15 November 2021\)](#).

\*A total of 550 different communities were assessed in Kabul province in Round 3. Each table presents a different target group of IDPs or migrants. Only communities with a presence of the relevant target group are counted in the row indicating the number of CFPs. Certain communities report the presence of more than one group.

## FLED AND RETURNED IDP FIGURES

## FLED IDPs

	# of families		# of individuals	
	TOTAL	RURAL	PERI-URBAN	URBAN
# CFPs*	127	64	8	55
# of individuals who left the assessed communities since August 2021 and have not returned	2,610	1,276	67	1,267
	19,313	8,878	469	9,966

## Definition

**Fled IDPs (departures):** individuals who left the community since August 2021 to reside elsewhere and have not returned.



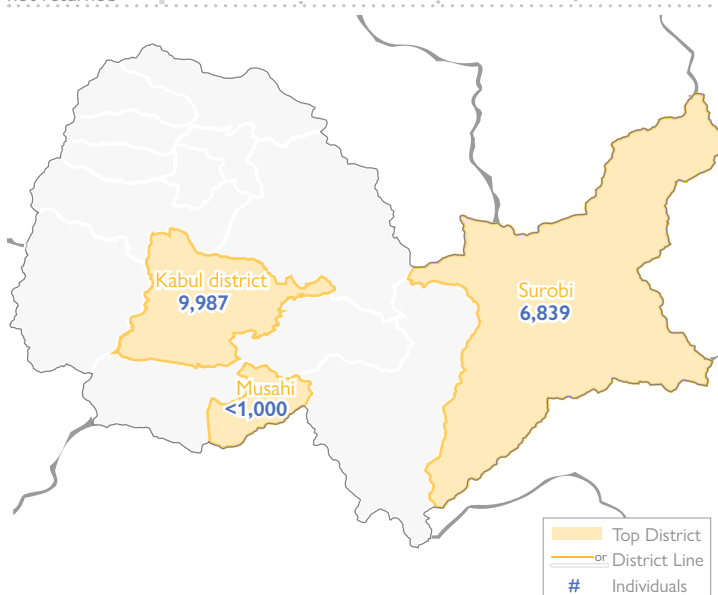
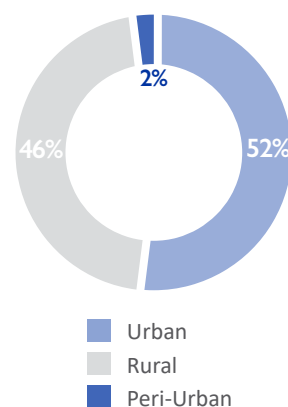
CFPs indicated the number of individuals who have left their communities in Kabul province since August 2021 to reside elsewhere in Afghanistan and have not returned. During Round 3, 19,313 individuals (2,610 families) were identified in this group. The breakdown is presented in the table on the left (Fled IDPs).

## MAIN ORIGIN DISTRICTS

- 1 Kabul district
- 2 Surobi
- 3 Musahi

The three districts associated with the highest numbers of fled IDPs are exhibited in the map (left) and list above. Kabul district was identified as the top district from which individuals have left since August 2021 and have not returned. Most IDPs fled from urban communities (52%), followed by rural (46%), and peri-urban (2%).

## PROPORTION OF IDPs BY COMMUNITY SETTING



## RETURNED IDPs

	# of families		# of individuals	
	TOTAL	RURAL	PERI-URBAN	URBAN
# CFPs*	151	97	13	41
# of individuals displaced at any time before August 2021 who have returned to their community since August 2021	8,077	4,439	2,406	1,232
	51,823	29,319	14,692	7,812

## Definition

**Returned IDPs:** individuals who left prior to August 2021 and have returned to their community since August 2021



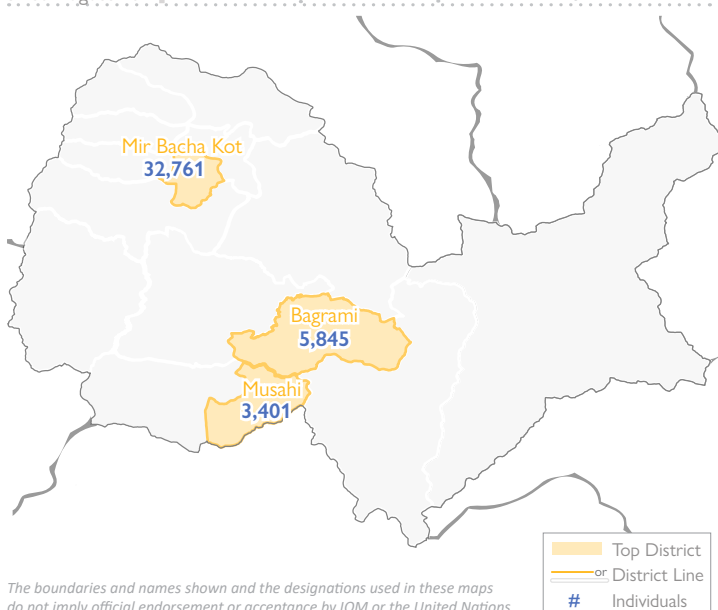
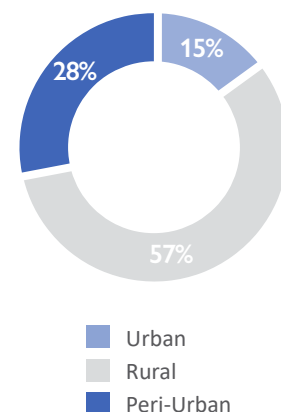
CFPs provided information on the number of individuals who left their communities in Kabul province at any point before August 2021 but have returned to their communities of origin after August 2021. During Round 3, 51,823 individuals (8,077 families) were identified in this group. The breakdown is presented in the table on the left (Returned IDPs).

## MAIN RETURN DISTRICTS

- 1 Mir Bacha Kot
- 2 Bagrami
- 3 Musahi

The three districts with the most returned IDPs are displayed in the map (left) and list above. Mir Bacha Kot was identified as the top district where IDPs have returned after August 2021 after being displaced at any prior time. More than half of IDPs returned to rural communities (57%), under one-third to peri-urban communities (28%), and the fewest returned to urban communities (15%).

## PROPORTION OF IDPs BY COMMUNITY SETTING



The boundaries and names shown and the designations used in these maps do not imply official endorsement or acceptance by IOM or the United Nations.

\*A total of 550 different communities were assessed in Kabul province in Round 3. Each table presents a different target group of IDPs or migrants. Only communities with a presence of the relevant target group are counted in the row indicating the number of CFPs. Certain communities report the presence of more than one group.

## OUT- AND RETURNED MIGRANTS TO/FROM ABROAD

## OUT-MIGRANTS

# of families # of individuals

	TOTAL	RURAL	PERI-URBAN	URBAN
# CFPs*	533	309	35	189
# of individuals who fled to foreign countries since August 2021	9,514	1,772	478	7,264
	82,718	17,769	4,500	60,449

## Definition

**Out-migrants:** individuals who left the community since August 2021 to reside abroad and have not returned.



CFPs cited the number of individuals who have fled to other countries from their communities of origin since August 2021. During the data collection period, 82,718 individuals (9,514 families) were identified in this group. The breakdown is presented in the table on the left (Out-Migrants).

Almost three-quarters of out-migrants fled urban communities (73%), followed by rural communities (21%), and few fled from peri-urban communities (5%).

The top three districts from which these individuals originate are shown below and on the map (left). The main countries to which they migrated are listed below.

## MAIN ORIGIN DISTRICTS

- 1 Kabul district
- 2 Bagrami
- 3 Paghman

## TOP 3 COUNTRIES TO WHICH MIGRANTS HAVE FLED



## RETURNED MIGRANTS

# of families # of individuals

	TOTAL	RURAL	PERI-URBAN	URBAN
# CFPs*	286	142	26	118
# of individuals who returned from abroad since August 2021	558	55	16	487
	5,713	1,080	278	4,355

## Definition

**Returned migrants:** individuals who left the community to reside abroad since August 2021 and have now returned.



CFPs cited the number of individuals who have returned from abroad to their communities of origin since August 2021. During the data collection period, 5,713 individuals (558 families) were identified in this group. The breakdown is presented in the table on the left (Returned Migrants).

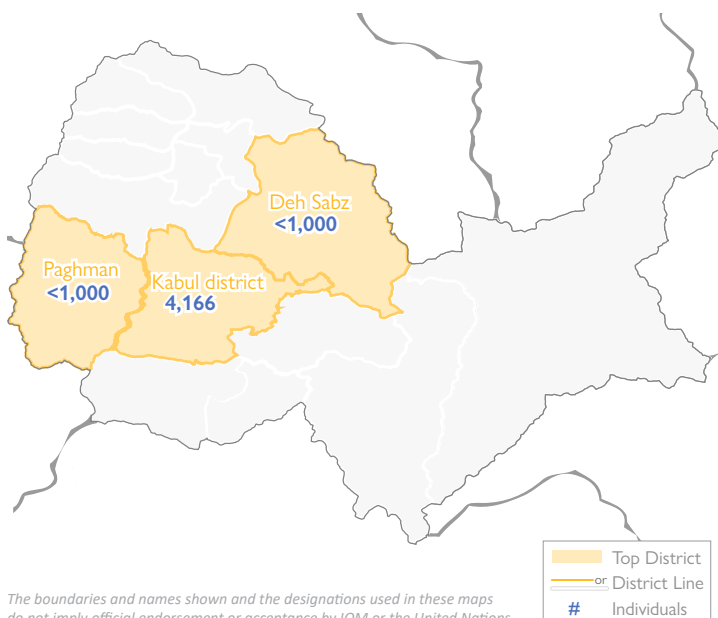
Over three-quarters of returned migrants returned to urban communities (76%), around one in five to rural communities (19%), and the fewest returned to peri-urban communities (5%).

The top three districts to which these individuals returned are shown in the map below on the left. The main countries where they had migrated are listed below.

## MAIN RETURN DISTRICTS

- 1 Kabul district
- 2 Paghman
- 3 Deh Sabz

## TOP 3 COUNTRIES FROM WHICH MIGRANTS HAVE RETURNED



The boundaries and names shown and the designations used in these maps do not imply official endorsement or acceptance by IOM or the United Nations.

\*A total of 550 different communities were assessed in Kabul province in Round 3. Each table presents a different target group of IDPs or migrants. Only communities with a presence of the relevant target group are counted in the row indicating the number of CFPs. Certain communities report the presence of more than one group.

This document was produced with the financial assistance of the European Union (EU), the German Federal Foreign Office (GFFO), and UK aid from the UK government. The views expressed herein cannot be taken to reflect the official opinion of the EU, GFFO, or UK aid.



Countries

Province

District

Road

Assessed Communities

Returned IDPs

Arrival IDPs

DTM AFGHANISTAN

Emergency Event Tracking (EET) Round 3 | Provincial Level | Arrival - IDPs and Returned IDPs in the Period August – December 2021

Province: Kabul

1 cm = 4 km

1:382,000

Kilometers

0

5

10

20

Data Source: IOM, AGCHO, AIMS, CSO, OSM

Date map production :24 JAN 2022

Disclaimer : This map is for illustration purposes only.

Names & boundaries on this map do not imply official endorsement or acceptance by IOM. Dotted line represents approximately the Line of Control in Jammu & Kashmir agreed upon by India and Pakistan.

The final status of Jammu & Kashmir has not yet been agreed upon by the parties.

IOM • OIM

<https://afghanistan.iom.int/> - email : [iomkabuldtmallusers@iom.int](mailto:iomkabuldtmallusers@iom.int)

The map displays the districts of Kabul province: Parwan, Qara Bagh, Kalakan, Farza, Estalef, Gul Dara, Mir Bacha Kot, Shakar Dara, Deh Sabz, Paghman, Kabul, Bagrami, Chahar Asyab, Musahi, Khak-e-Jabbar, Surobi, and Wardak. It also shows the borders of neighboring provinces: Kapisa, Laghman, Nangarhar, and Logar. The map is populated with data points representing IDPs: blue circles for 'Arrival IDPs' and orange stars for 'Returned IDPs'. These points are heavily clustered in the central Kabul district and the Mir Bacha Kot area. A network of blue lines represents roads across the province. A scale bar in the top right indicates distances in kilometers (0 to 20 km).

4





	Countries		Assessed Communities
	Province		Out Migrants
	District		Fled IDPs
	Road		

# DTM AFGHANISTAN

## Emergency Event Tracking (EET) Round 3 | Provincial Level | Fled-IDPs and Out Migrants in the Period August – December 2021

Province: Kabul

1 cm = 4 km      1:382,000

Kilometers  
0      5      10      20

Data Source: IOM, AGCHO, AIMS, CSO, OSM  
Date map production : 24 JAN 2022  
Disclaimer : This map is for illustration purposes only.  
Names & boundaries on this map do not imply official endorsement or acceptance by IOM. Dotted line represents approximately the Line of Control in Jammu & Kashmir agreed upon by India and Pakistan.  
The final status of Jammu & Kashmir has not yet been agreed upon by the parties.

<https://afghanistan.iom.int/> - email : [iomkabuldtmallusers@iom.int](mailto:iomkabuldtmallusers@iom.int)

