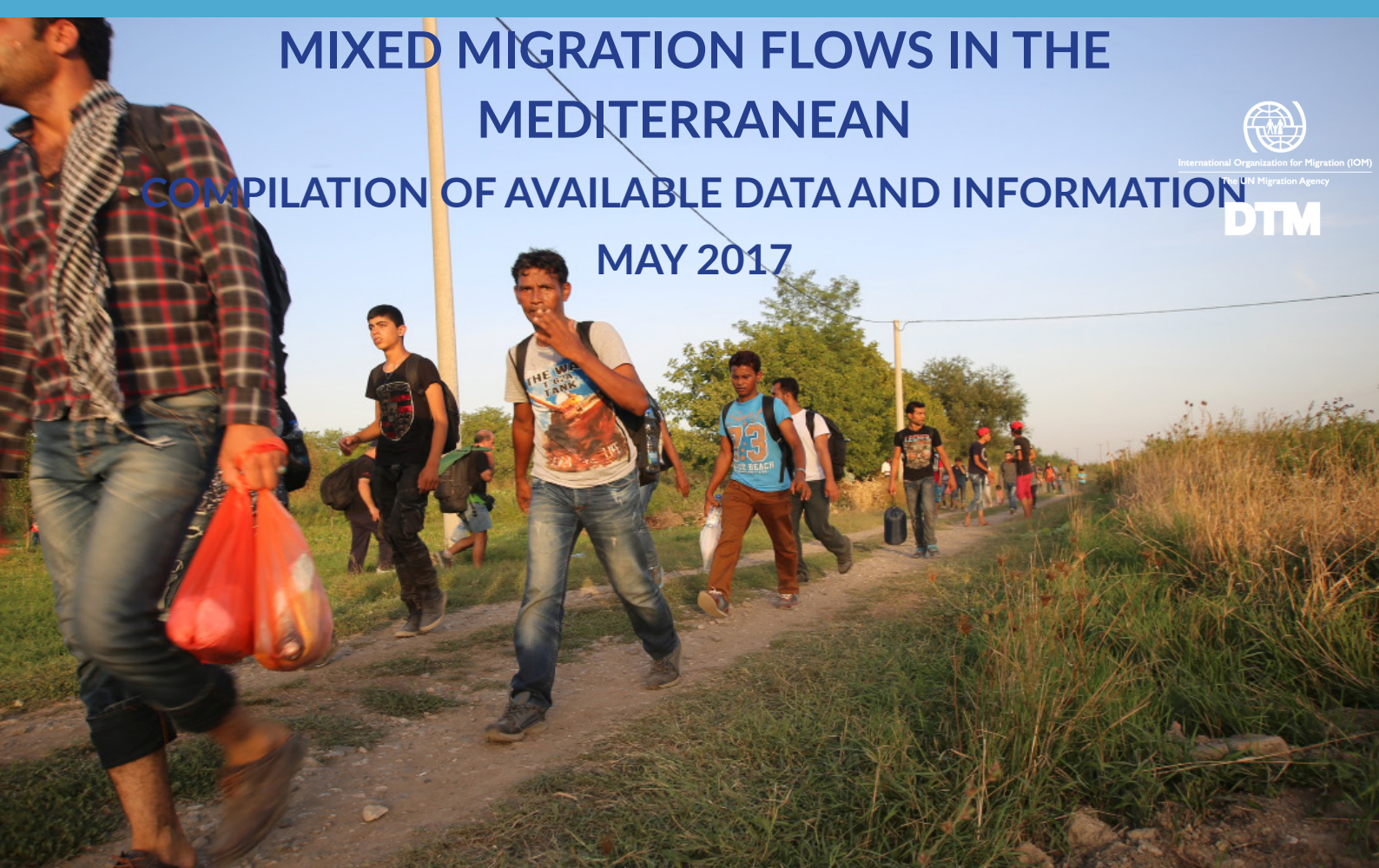


MIXED MIGRATION FLOWS IN THE MEDITERRANEAN

COMPILATION OF AVAILABLE DATA AND INFORMATION

MAY 2017



72,377 TOTAL ARRIVALS
TO EUROPE

71,207 TOTAL ARRIVALS
TO EUROPE BY SEA

1,170 TOTAL ARRIVALS
TO EUROPE BY LAND

Content

- [Cumulative Arrivals and Weekly Overview](#)
- [Overview Maps](#)
- [EU-Turkey Statement Overview](#)
- [Relocations](#)
- [Bulgaria](#)
- [Croatia](#)
- [Cyprus](#)
- [Greece](#)
- [Hungary](#)
- [Italy](#)
- [Romania](#)
- [Serbia](#)
- [Slovenia](#)
- [Turkey](#)
- [The former Yugoslav Republic of Macedonia](#)
- [Central Mediterranean](#)
- [Contingency Countries](#)
- [Missing Migrants: Fatalities/Missing in the Mediterranean and Aegæan](#)
- [About this report](#)

Highlights

According to available data, there have been **72,377** new arrivals to Greece, Italy, Bulgaria, Cyprus and Spain between 1 January and 31 May 2017.

Until 31 May 2017, there were estimated 60,228 cumulative arrivals to Italy, compared to 47,851 arrivals recorded at the end of the same month in 2016 (26% increase). Contrary to that, Greece has seen a 95% lower number of arrivals by the end April 2017 when compared to the same period 2016 (8,025 and 158,461 respectively).

At the end of May, total number of migrants and refugees **stranded** in Greece, Cyprus and in the Western Balkans reached 72,799. Since the implementation of the EU-Turkey Statement on 18 March 2016, the number of migrants stranded in Greece increased by 55%. More information could be found on [page 5](#).

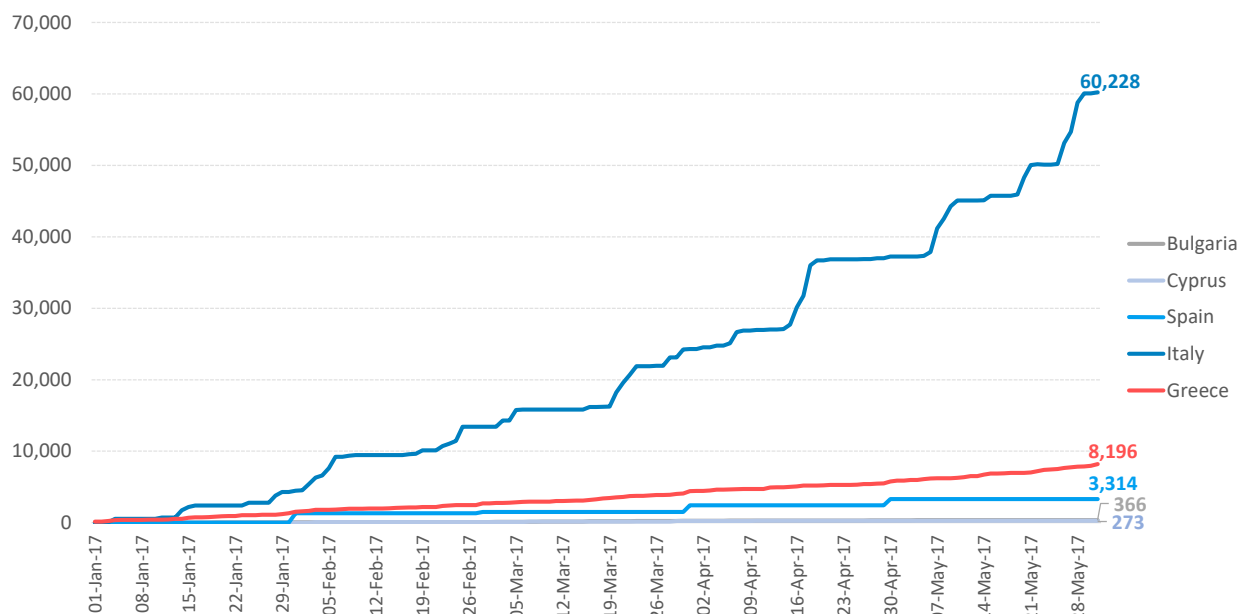
Between October 2015 and 31 May 2017, 20,289 individuals have been relocated to 24 European countries. Please see [page on relocations](#) for more information.

In the first four months of 2017, total of 1,191 migrants and refugees were readmitted from Greece to Turkey as part of the EU-Turkey Statement. The majority of migrants and refugees were Pakistani, Syrian, Algerian, Afghan, and Bangladeshi nationals (more info in [Turkey section](#)).

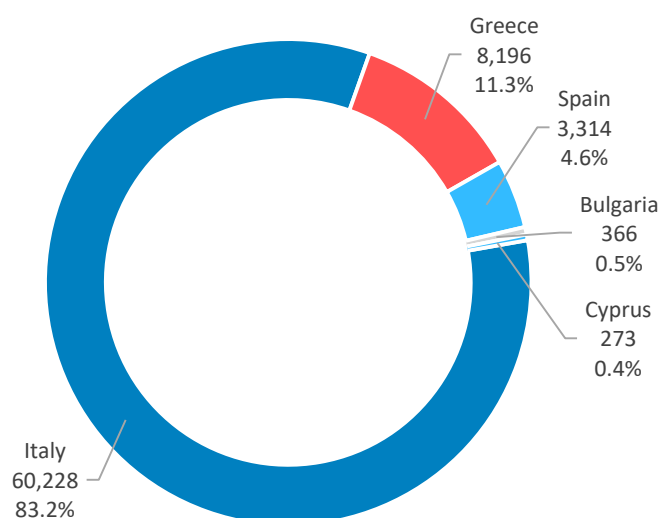
More information about Central Mediterranean and the contingency countries in the Western Balkans is available on pages [35](#) and [36](#).

Overview of Arrivals

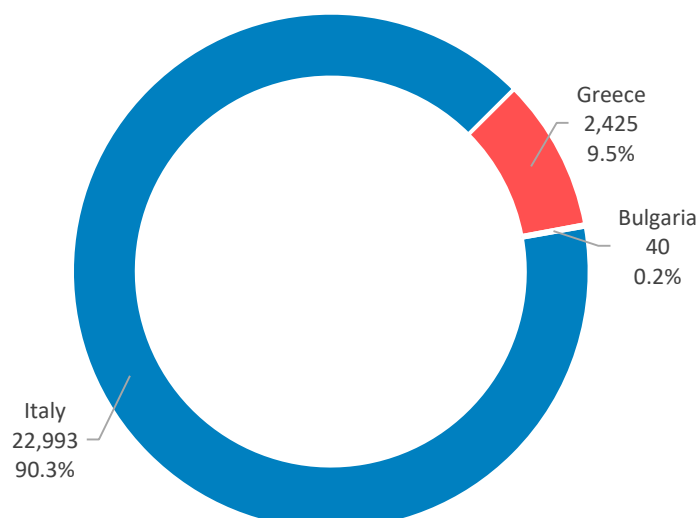
Daily trends of cumulative arrivals since 1 January 2017



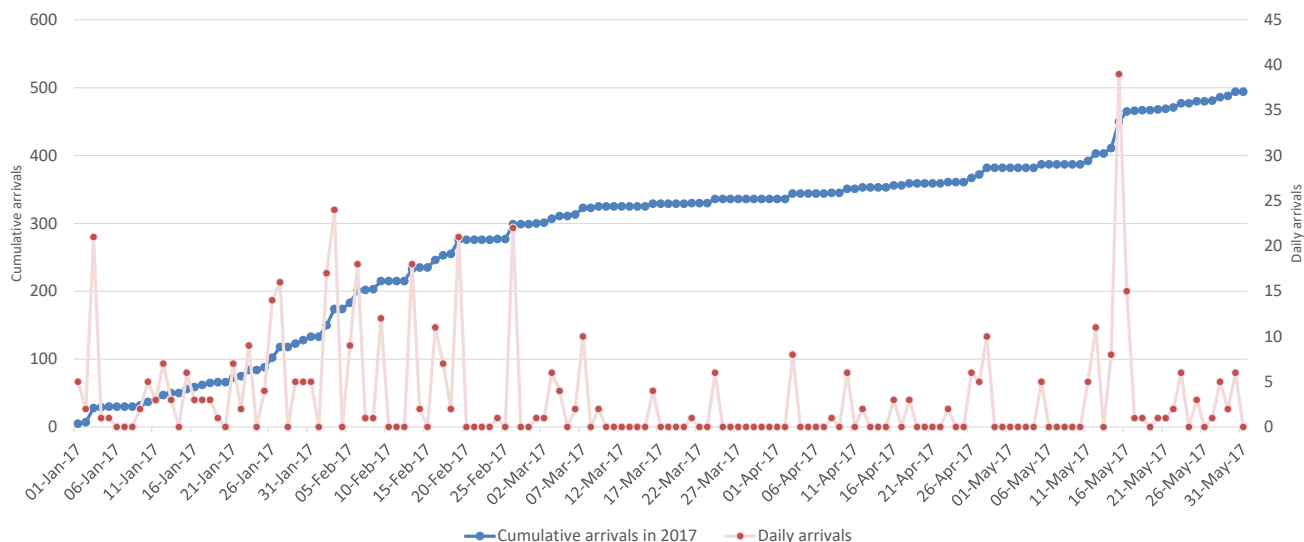
Cumulative arrivals since 1 January 2017



Arrivals in May



Daily trends: other countries*



*There were no recorded arrivals in the other countries on the Western Balkans route in the reporting period.

Weekly trends: countries of first arrival

Country ▲	Bulgaria		Greece		Italy		Total arrivals	
Period ▲	Arrivals	% Change	Arrivals	% Change	Arrivals	% Change	Arrivals	% Change
27 April to 3 May	26	.	575	.	367	.	1,856	.
4 May to 10 May	25	-3.85%	285	-50.43%	7,836	2,035.15%	8,146	338.90%
11 May to 17 May	7	-72.00%	632	121.75%	668	-91.48%	1,307	-83.96%
18 May to 24 May	4	-42.86%	555	-12.18%	4,363	553.14%	4,922	276.59%
25 May to 31 May	4	0.00%	746	34.41%	10,111	131.74%	10,690	117.19%

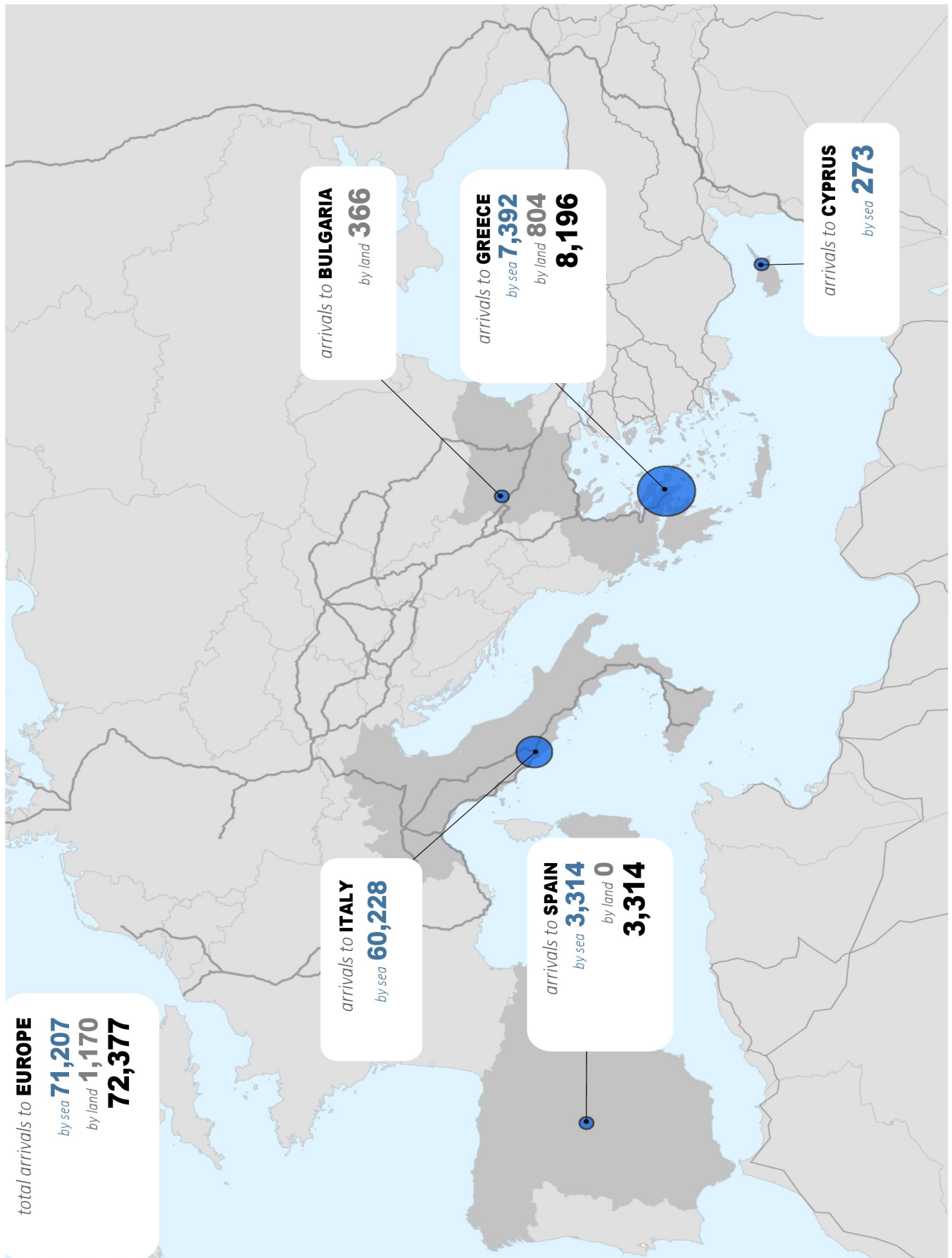
Overview Map - Migrants Flows to Europe



Disclaimer: Base Map Source: ESRI. This map is for illustration purposes only. Names and boundaries on this map do not imply official endorsement or acceptance by IOM.

OVERVIEW: MIGRANT FLOWS TO EUROPE

Registered and reported arrivals to Greece, Cyprus, Spain, Italy and Bulgaria 📍 From 01 January 2017 to 31 May 2017

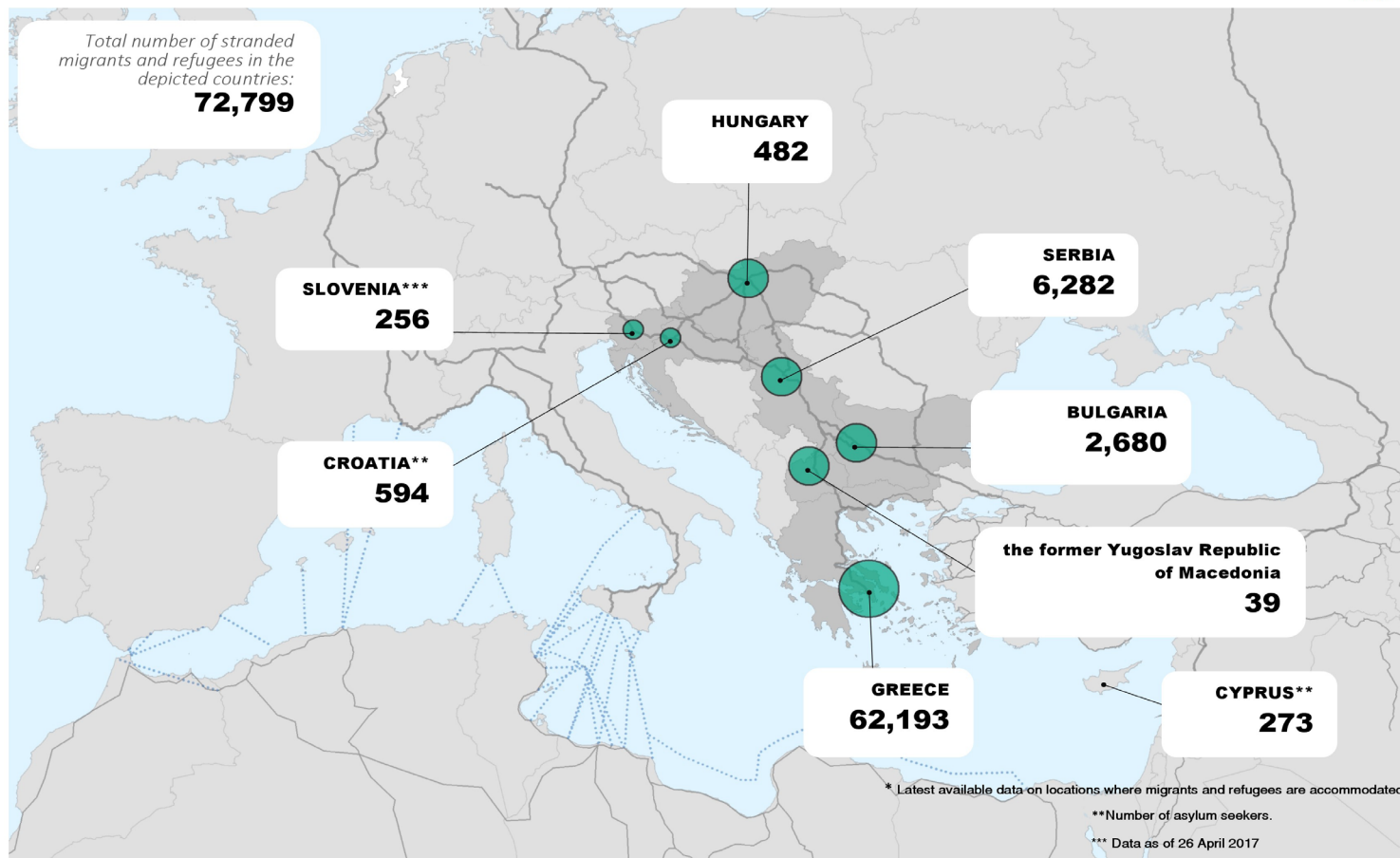


Overview - Stranded Migrants and Asylum Seekers

OVERVIEW: STRANDED MIGRANTS AND REFUGEES

Stranded migrants and refugees in Greece, FYR of Macedonia, Serbia, Hungary, Croatia, Slovenia and Bulgaria* 31 May 2017*

Disclaimer: Base Map Source: ESRI. This map is for illustration purposes only. Names and boundaries on this map do not imply official endorsement or acceptance by IOM.



STRANDED MIGRANTS AND ASYLUM SEEKERS TRENDS - MARCH 2016 VS. MAY 2017

Country	2016	2017	% change
Greece	42,688	62,193	46%
the former Yugoslav Republic of Macedonia	1,199	39	-97%
Serbia	1,706	6,282	292%
Croatia*	231	594	157%
Slovenia**	408	256	-37%
Hungary	/	482	/
Bulgaria	865	2,680	210%
Cyprus*	/	273	/
Total	47,097	72,799	55%

*Number of Asylum Seekers

**As of 26 April.

EU-Turkey Statement Overview

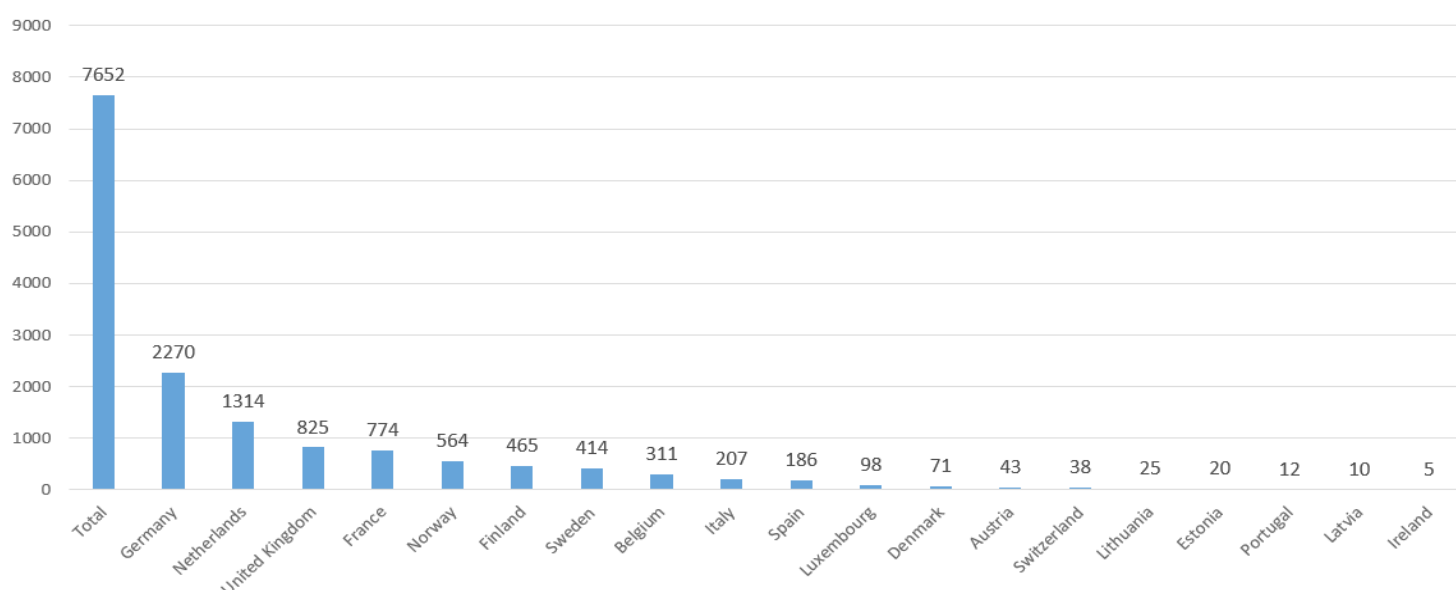
On 18 March 2016, the European Union and Turkey have agreed on a plan to end irregular migration flows from Turkey to the EU.

The document [states that](#):

- From the 20 March 2016, all persons who do not have a right to international protection in Greece will be returned to Turkey, this action will be based on the Readmission Agreement from 2002 signed between the countries. From the 1 of June 2016 the deal between the EU and Turkey entered into force and established the basis for returns between Greece and Turkey from that point on.
- There will be no mass returns, each individual arriving on Greek shores and applying for asylum after 1 June 2016, goes through an expedited examination procedure. Those who do not apply for asylum or whose applications were considered unfounded or inadmissible in accordance with the Asylum Procedures Directive will be returned to Turkey.
- In order to create a smooth process, Turkey and Greece as well as the EU institutions and agencies will take all the necessary steps and agree on any necessary bilateral agreements including the presence of Turkish officials on Greek islands and vice versa as of 20 March 2016 in order to ensure the liaison and a better functioning of the return mechanism
- Member States declare their readiness to provide with a short notice, if needed, border guards, asylum experts, interpreters etc. to Greece.
- The Commission will coordinate all necessary support for Greece, under the EU-Turkey Statement, and will develop an operational plan.
- The resettlement of Syrians will go under 1:1 mechanism. Priority will be given to the Syrians who have not previously entered or tried to enter the EU irregularly. The EU will take into account the UN Vulnerability Criteria during the selection process.

The latest EC report on Relocation and Resettlement is available [here](#).

Resettlement of Syrian refugees from Turkey after 4 April 2016



Source: European Commission

Relocations as of 31 May 2017

Based on the Commission's proposals, the Justice and Home Affairs Council adopted two decisions in September 2015 to relocate 160,000 asylum seekers from frontline Member States, to assist them in dealing with the pressures of the refugee crisis. Under the emergency relocation scheme, up to 106,000 persons in need of international protection with a high chance of having their applications successfully processed (EU average recognition rate of over 75%) are to be relocated from Greece and Italy, where they have arrived, to other Member States where they will have their asylum applications processed. If these applications are successful, the applicants will be granted refugee status with the right to reside in the Member State to which they are relocated.

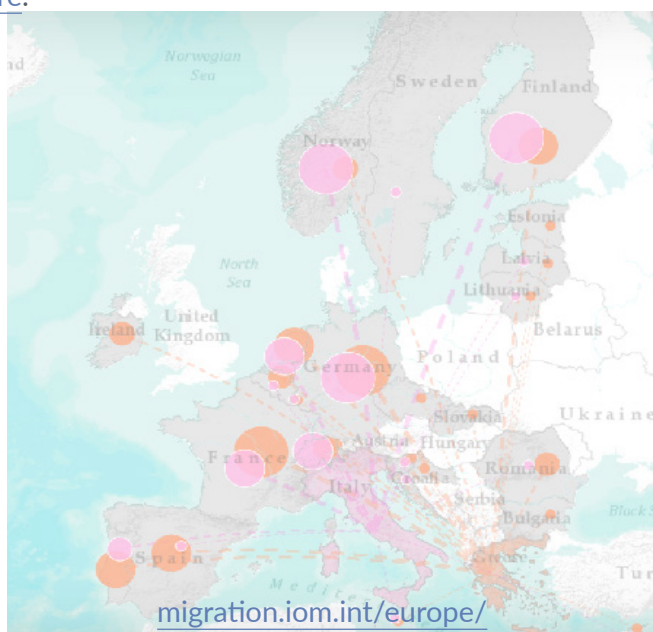
Following the EU-Turkey Statement of 18 March 2016, total of 54,000 places which had been foreseen for relocation from possible other Member States, were re-allocated for the purpose of legal admission of Syrians from Turkey to the EU. As the Commission informed, Member States had by March 2017 already indicated their intention to admit 34,000 out of these 54,000, including via resettlement. In the Eleventh Report on Relocation & Resettlement, the Commission noted that the number of eligible persons in Greece and Italy is lower than expected. The Commission has therefore readjusted the target number to approx. 27,000 from Greece and 8,000 from Italy to relocate all eligible asylum seekers within the remaining months

The relocations from Greece and Italy should take place over two years (September 2015-2017), with the EU budget providing financial support to the Member States participating.

IOM is implementing the pre-departure health assessments, pre-departure orientation and actual transfer of the beneficiaries in coordination with Italy and Greece as well as the Member States to which relocation takes place.

The European Commission has made available an overview of Member States' support to the EU relocation mechanism. To date, 25 countries have committed to make places available under the scheme, namely Belgium (630), Bulgaria (550), Croatia (46), Cyprus (140), Czech Republic (50), Estonia (264), Finland (1,820), France (5,490), Germany (8,250), Ireland (596), Latvia (438), Liechtenstein (10), Lithuania (600), Luxembourg (270), Malta (144), the Netherlands (1,575), Norway (1,500), Poland (100), Portugal (1,618), Romania (1,942), Slovakia (40), Slovenia (180), Spain (900), Sweden (350) and Switzerland (1,460) with an overall number of only 28,963 places. You can find the overview [here](https://migration.iom.int/europe/).

Member State	From Greece	From Italy	Total
Belgium	502	121	623
Bulgaria	47	0	47
Croatia	36	18	54
Cyprus	55	34	89
Czech Republic	12	0	12
Estonia	130	0	130
Finland	941	653	1594
France	3.154	330	3.484
Germany	2.943	2.512	5.455
Ireland	459	0	459
Latvia	281	27	308
Lithuania	267	17	284
Liechtenstein	10	0	10
Luxembourg	216	110	326
Malta	90	47	137
Netherlands	1.295	612	1.907
Norway	533	810	1.343
Portugal	1075	299	1.374
Romania	559	45	604
Slovenia	151	35	186
Slovakia	16	0	16
Spain	742	144	886
Sweden	0	39	39
Switzerland	317	605	922
Total	13.831	6.458	20.289



migration.iom.int/europe/

Bulgaria



Developments in the reporting period

From 1 January until 25 May 2017* the Bulgarian Ministry of Interior (Moi) apprehended a total of 2,073 migrants who were attempting to enter or exit the country irregularly. More than 80% of migrants have been detected on exit (1,707, including 187 migrants who were not previously registered by the authorities), whereas the remaining 366 were apprehended on entry near the Bulgarian-Turkish border. Most of the migrants apprehended on exit are detected in the vicinity of Bulgarian - Serbian border. This represents a 67% decrease compared to the same period in 2016 when 2,852 migrants have been returned back to Bulgaria while trying to cross to Serbia without valid documents and permits. Moreover, in regards to irregular entries, figures dropped for 80% when compared to 2016, from 1,812 to 366 respectively.

15 May - The MIA (Ministry of Internal Affairs) points to a record of downturn of the irregular border crossings at the beginning of May 2017, reported BGNES (Bulgarian press agency). For a first time in 4 years, the Bulgarian authorities have apprehended only 13 new migrants during the second week of May which represent a decrease when compared to the trend in the previous years. On the other hand, the number of migrants who have been returned to their countries of origin has increased (e.g. 38 between 4 and 11 May).

Accommodation Facilities (with occupancy/capacity) on 25 May 2017*

NAME OF ACCOMODATION FACILITY	Capacity	Currently Accomodated	Nationalities
Open Reception Centre at Banya	70	76	Mainly Syrian (41%), Afghan (27%), Iraqi (21%) and Pakistani (3%) nationals
Open Reception Centre at Pastrogor	320	28	
Open Reception Centre Sofia - Ovcha Kupel	860	392	
Open Reception Centre Sofia - Vrazhdebna	370	211	
Open Reception Centre Sofia - Voenna Rampa	800	313	
Open Reception Centre Sofia - Busmantsi	60	46	
Open Reception Centre at Harmanli	2.710	990	
Closed Reception Centre Lyubimets	1.200	560	Mainly Afghan (27%), Pakistani (23%), Iraqi (14%) and Syrian (9%) nationals
Closed Reception Centre in Sofia			
Closed Reception Center in Elhovo			
Total	6.390	2.616	

*Last available data for May 2017.

Bulgaria



Accommodation Facilities (with occupancy/capacity) on 25 May 2017*



*Last available data for May

Croatia



Developments in the reporting period

From January until the end of May 2017, Croatian Border Police apprehended 652 migrants in the territory of the Vukovarsko - Srijemska county while attempting to irregularly enter Croatia from Serbia. Majority (433) were Afghan and Pakistani nationals.

Accommodation Facilities (with occupancy/capacity) on 29 May 2017*

NAME OF ACCOMODATION FACILITY	Capacity	Number of accomodated asylum seekers	Top Nationalities
Open Reception Centre for Asylum Seekers in Zagreb	600	505	Afghanistan, Syria, Iraq
Open Reception Centre for Asylum Seekers (Kutina)	100	89	Syria, Iraq, Afghanistan
Closed Reception Center for Foreigners (Jezevo)	100(+20)	n/a	n/a
Total	800 (820)	594	

*Latest available data.



Cyprus

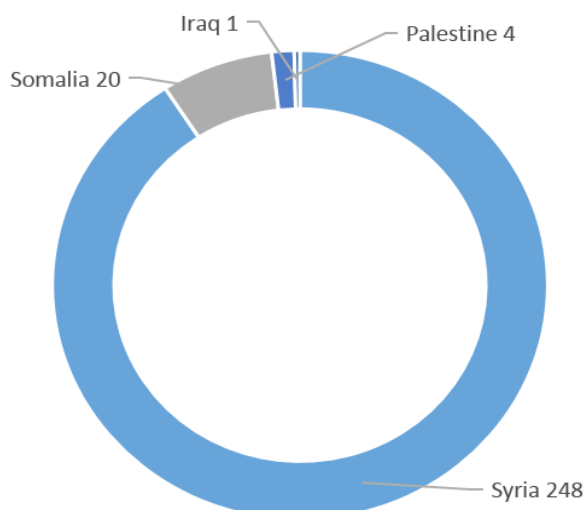


Developments in the reporting period

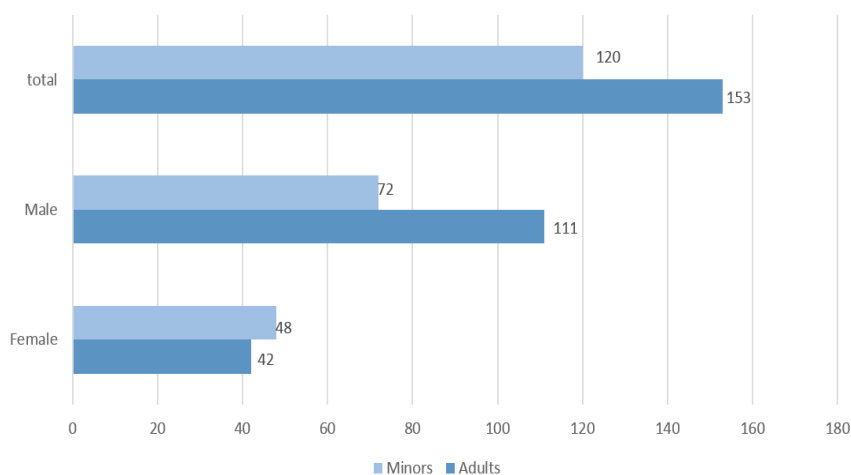
At the end of May, 299 migrants and asylum seekers were accommodated in the Kofinou Reception and Accommodation Center (total capacity 400). In regard to arrivals, 273 migrants have been registered arriving to Cyprus by sea with the last arrivals taking place on 11 April. As per graph below, majority of migrants were Syrian nationals, followed by migrants from Somalia. Based on available information, this represents an increase from last year when by the end of May, 28 migrants were registered arriving to Cyprus reaching a total of 345 by the end of 2016.

Demographic profile of arrived migrants

Nationality Breakdown



Age/Sex Breakdown



Greece

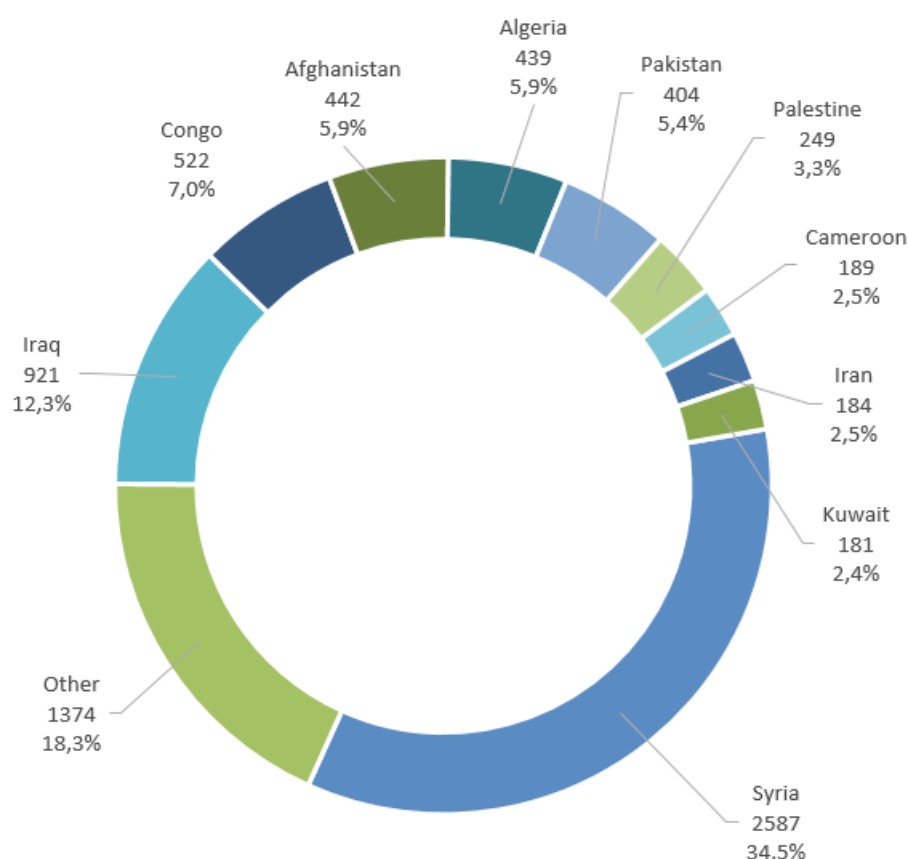


Developments in the reporting period

From 1 January until 31 May 2017 there have been **8,196** registered arrivals to Greece, with 2,425 new arrivals were reported during the reporting period (1 - 31 May). This represents a 44% increase when compared to the previous month (April 2017), and a 27% increase in comparison to arrivals in May 2016 (1,910).

Nationality breakdown

According to the Hellenic Police and Hellenic Coast Guard, Syrian nationals comprise 35% of all arrivals recorded from January to May 2017, followed by Iraqi (12%) and Congo (7%) nationals. Migrants from Algeria and Afghanistan are represented by 6% each, and those declaring Pakistani origin represent 5% of the total arrivals in 2017. Total numbers for the top ten declared nationalities is below.



Hotspots and Accommodation Facilities

1 May - The number of stranded migrants and refugees in Greece is estimated to **62,193**. Greek authorities estimate that **12,125** migrants and refugees are housed in alternative accommodations, while **20,793** are estimated to live outside accommodation facilities. The number of stranded migrants and refugees in Greece increased for 46% since the implementation of the EU- Turkey statement in March 2016 (42,688). However, there has been a slight decrease in the past four months, from 62,907 recorded beginning of January 2016 to 62,193 reported at the end of May 2017.

ACCOMODATION FACILITIES IN PELOPONNESE, CENTRAL AND WESTERN GREECE REGION (AS OF 31 MAY, 2017)

Region	Accommodation Name	Capacity	Currently Accomodated	Main Nationalities	Type of Center/ Camp
West Macedonia	Konitsa	200	88	Syria, Afghanistan, Europe	Official/Open
Preveza	Filipiada (Petroulaki Army Camp)	700	213	Syria, Iraq, Afghanistan	Official/Open
Ioannina	Doliana	400	61	N/A	Official/Open
Chalcis	Chalkida / Ritsona	1.000	679	N/A	Official/Open
Municipality of Tana-gra	Oinofyta	600	600	N/A	Official/Open
Lamia	Fthiotida - Thermopiles	500	408	N/A	Official/Open
Larissa	Koutsochero (Euthimioupoli Army Camp)	1.500	1.078	N/A	Official/Open
Volos	Volos (Prefecture of Magnisia)	200	104	N/A	Unofficial/Open
Kyllini	Andravidas (Municipality)	300	176	N/A	Official/Open
Thessaly	Trikala—Atlantik	-	173	N/A	Official/Open
Total		6.900	3.580		

ACCOMODATION FACILITIES IN ATTICA REGION (AS OF 31 MAY, 2017)

Region	Accommodation Name	Capacity	Currently Accomodated	Main Nationalities	Type of Center/ Camp
Perama	Schisto Camp	2.000	790	Afghanistan, Iran	Official/Open
Thebes	Elaionas	2.500	1.999	Afghanistan, Iraq, African Nationals	Official/Open
Eliniko-Argyroupoli	Eliniko I	1.400	141	Afghanistan, Pakistan, Iran	Official/Open
Eliniko-Argyroupoli	Eliniko II	1.300	287	N/A	Official/Open
Eliniko-Argyroupoli	Eliniko III	1.300	221	N/A	Official/Open
Kifisia	Agios Andreas	120	N/A	N/A	Official/Open
Oropos	Malaksa	1.500	680	N/A	Official/Open
Lavreotiki	Lavrio (Summer Camp)	400	270	N/A	Official/Open
Lavreotiki	Lavrio (Accommodation Facility for Asylum Seekers)	600	338	N/A	-
Chaidari	Skaramagas Dock	3.200	3.101	N/A	Official/Open
Rafna-Pikermi	Rafina	120	107	N/A	
Eleusina	Merchant Navy School Eleusina	-	256	N/A	Official/Open
Total		12.140	8.190		

*This is not an exhaustive list of all accommodation facilities in Greece, rather a compilation of available data as of 31 May 2017.

ACCOMODATION FACILITIES IN AEGAN REGION (AS OF 31 MAY, 2017)

Region	Accommodation Name	Capacity	Currently Accomodated	Main Nationalities	Type of Center/Camp
Lesvos	Moria-RIC**	3.500	3.835	Syria, Iraq, Afghanistan, African Nationals	Official/Closed
Kos	Kos	1.000	2.463	N/A	Official/Closed
Samos	Samos-RIC	250	2.243	Pakistan, Syria, Afghanistan	Official/Open
Chios	Chios-RIC	1.100	3.917	Syria, Afghanistan, Pakistan	Official/Closed
Leros	Leros-RIC	1.000	877	Syria	Official/Closed
Rhodes	Rhodes	-	341	N/A	Unofficial/Open
Kalymos	Kalymos	-	160	N/A	Unofficial
Kastellorizo	Megisti	-	151	N/A	Unofficial
Total		6.850	13.987		

ACCOMODATION FACILITIES IN MACEDONIA AND THRACE REGION (AS OF 31 MAY, 2017)

Region	Accommodation Facility	Capacity	Currently Accomodated	Main Nationalities	Type of Center/Camp
Thessaloniki	Lagkadikia	N/A	N/A	N/A	Unofficial/Open
Thessaloniki	Diavata	2.500	363	Afghanistan, Syria, Iraq	Official/Open
Thessaloniki	Oraiokastro	1.500	N/A	N/A	Official/Open
Thessaloniki	Sindos (Frakapor)	550	N/A	N/A	Official/Open
Thessaloniki	Kalochori (Iliadi)	450	N/A	N/A	Official/Open
Thessaloniki	Softex- Kordelio	1900	450	N/A	Official/Open
Thessaloniki	Vagiochori	631	N/A	N/A	Official/Open
Thessaloniki	Derveni (Alexil)/(Dion Avete)	1.250	216	N/A	Official/Open
Thessaloniki	Sinatex—Kavallari	500	96	N/A	Official/Open
Paionia	Nea Kavala—Polykastro	2.500	449	Afghanistan, Syria, Iraq	Official/Open
Pieria	Pieria - Ktima Iraklis	200	26	N/A	Open
Imathia / Veria	Arm Camp Armatolou Kokkinou/Veria	400	187	N/A	Open
Imathia	Alexandreia Imathias —“Georgiou Pelagou” Army Camp	1.200	320	Syria, Afghanistan	Open
Thermi	Kordogianni	1.500	N/A	N/A	Official/Open
Total		min. 15,08	min. 2,107		

Greece

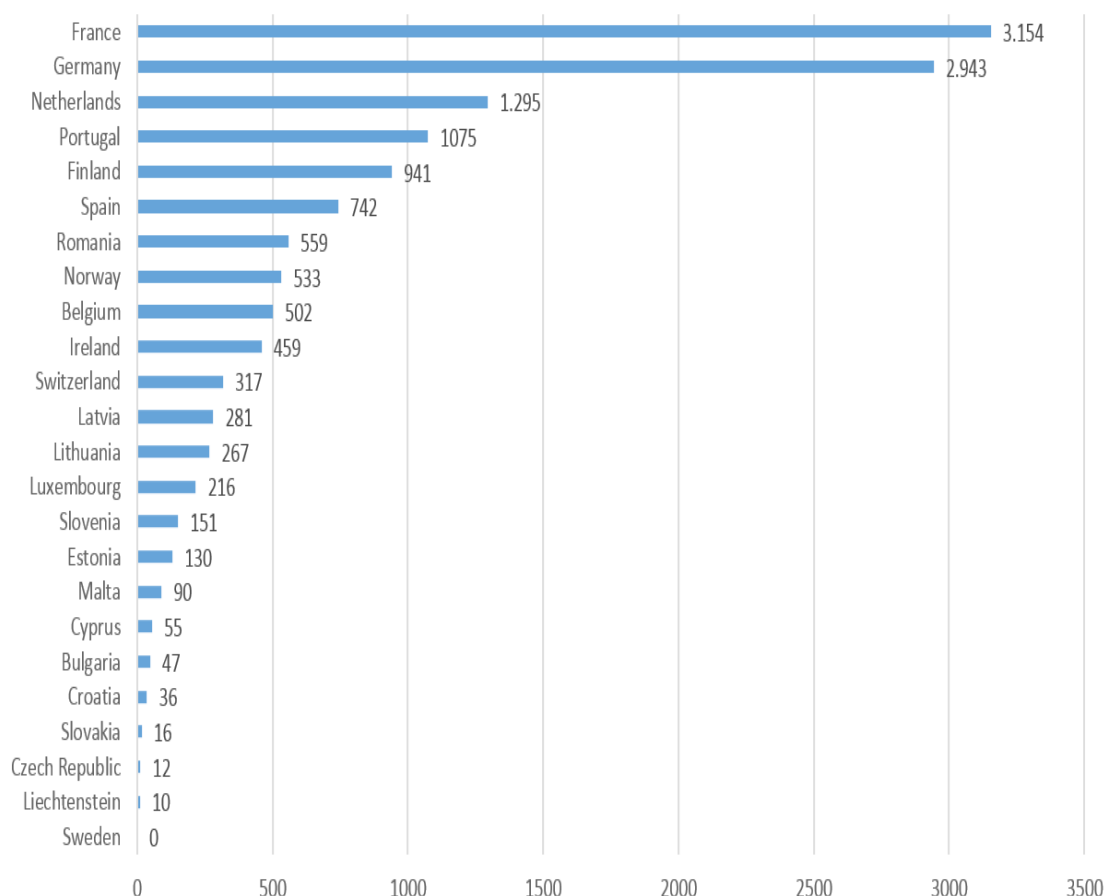


Relocations

By the end of May 2017, 13,831 migrants have been relocated from Greece to the other EU Member States, with 1,335 relocations taking place during this reporting period (a 10% increase compared to April). In addition to that, by the end of May 641 relocations have been booked for the upcoming month.

MEMBER STATE	From Greece
Belgium	502
Bulgaria	47
Croatia	36
Cyprus	55
Czech Republic	12
Estonia	130
Finland	941
France	3.154
Germany	2.943
Ireland	459
Latvia	281
Liechtenstein	10
Lithuania	267
Luxembourg	216
Malta	90
Netherlands	1.295
Norway	533
Portugal	1.075
Romania	559
Slovakia	16
Slovenia	151
Spain	742
Sweden	0
Switzerland	317
Total	13.831

Number of relocated migrants from Greece as of 31 May 2017

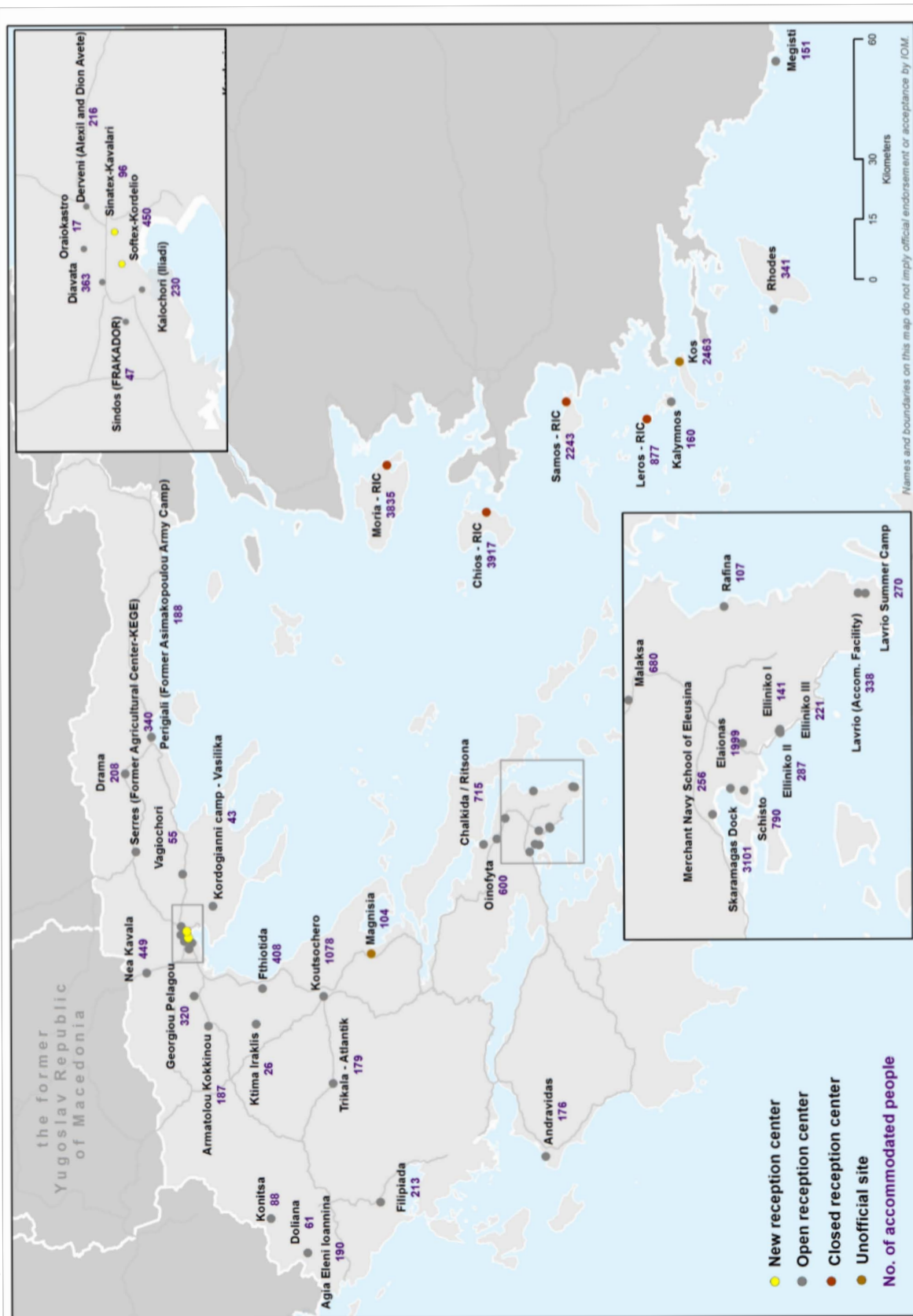


Greece



62,193 6MIGRANTS AND REFUGEES STRANDED IN GREECE*

31 May 2017



* Source: IOM and National Authorities

* The accommodation centers visualized on this map do not represent an exhaustive list of all migrant assembly points in Greece.

Hungary



Developments in the reporting period

Since the beginning of 2017 until 31 May there have been 494 new arrivals registered in Hungary. During this reporting period, authorities accepted 112 migrants coming from Serbia, which represents an increase compared to the previous month when 46 individuals were registered in the transit zones.

16 May - European Commission calls on all Member States to deliver and meet obligations, notably on Hungary and Poland to start pledging and relocating immediately. Read the whole press release [here](#).

17 May - The European Commission decided to move forward on the infringement procedure against Hungary concerning its asylum legislation by sending a complementary letter of formal notice. Read more [here](#).

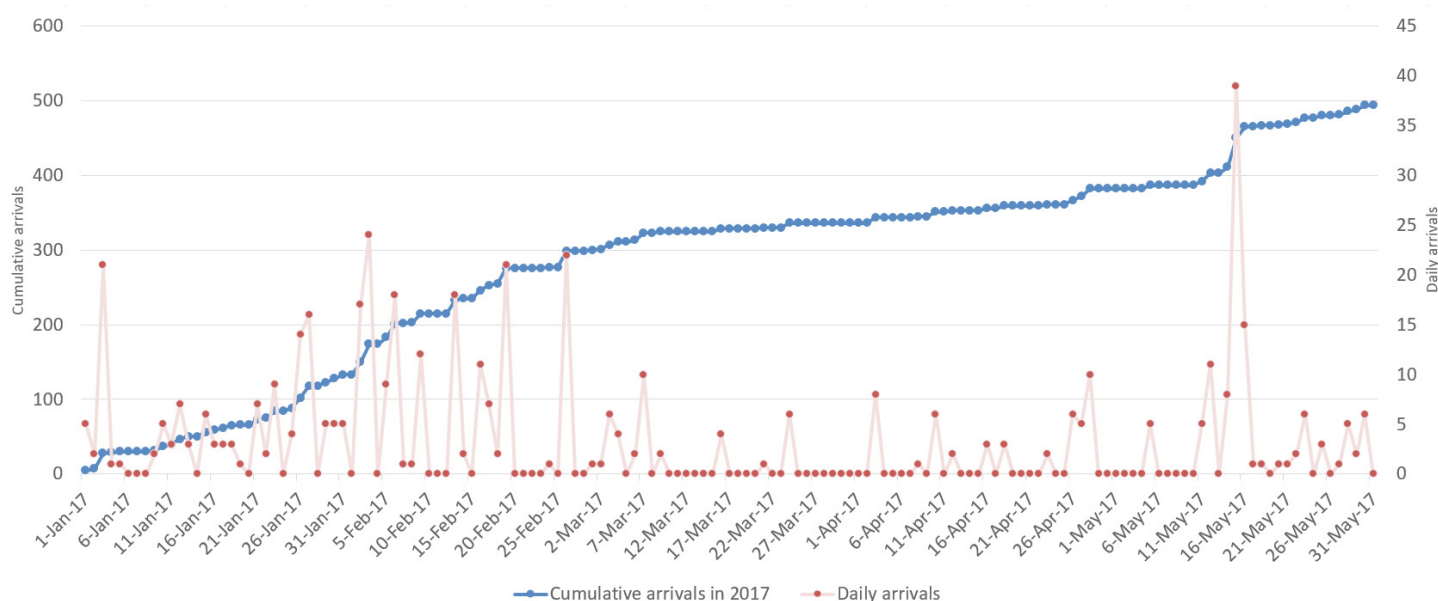
17 May - The Hungarian Helsinki Committee reported the following in a [new report](#):

- New system at the transit zones: migrants arriving to Serbia, who would like to enter Hungary must submit a declaration of intent for an asylum claim already in Serbia. This way they will be added to a list, which is handled by the Hungarian and Serbian authorities. Once they have submitted this declaration, they will have to wait up to 6-8 months in a Serbian transit camp. After this period they will be transferred to a camp in Subotica, where they will be accommodated for a couple of weeks. One day before their entry to the Hungarian transit zones, they will be transferred to the transit areas of one of the two zones (Tompá or Röszke).

- There are currently approximately 8,000 migrants waiting in Serbia for their entry through the Hungarian border.

- According to the migrants who are handling the aforementioned "waiting lists" and who are in contact both with the Serbian and the Hungarian authorities stated, that with the current regulations (5 migrants/working day/transit zone) both lists are full until the end of 2019.

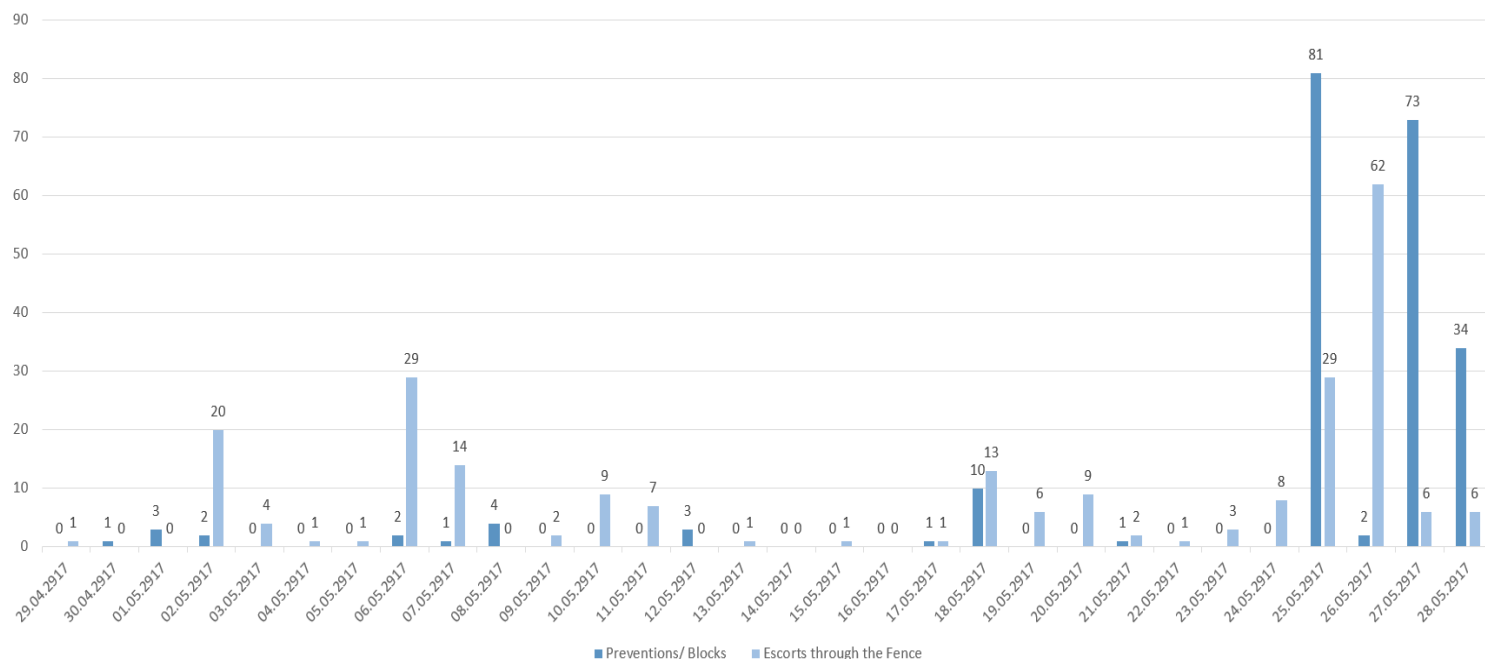
Daily and Cumulative Arrivals to Hungary from January to May 2017



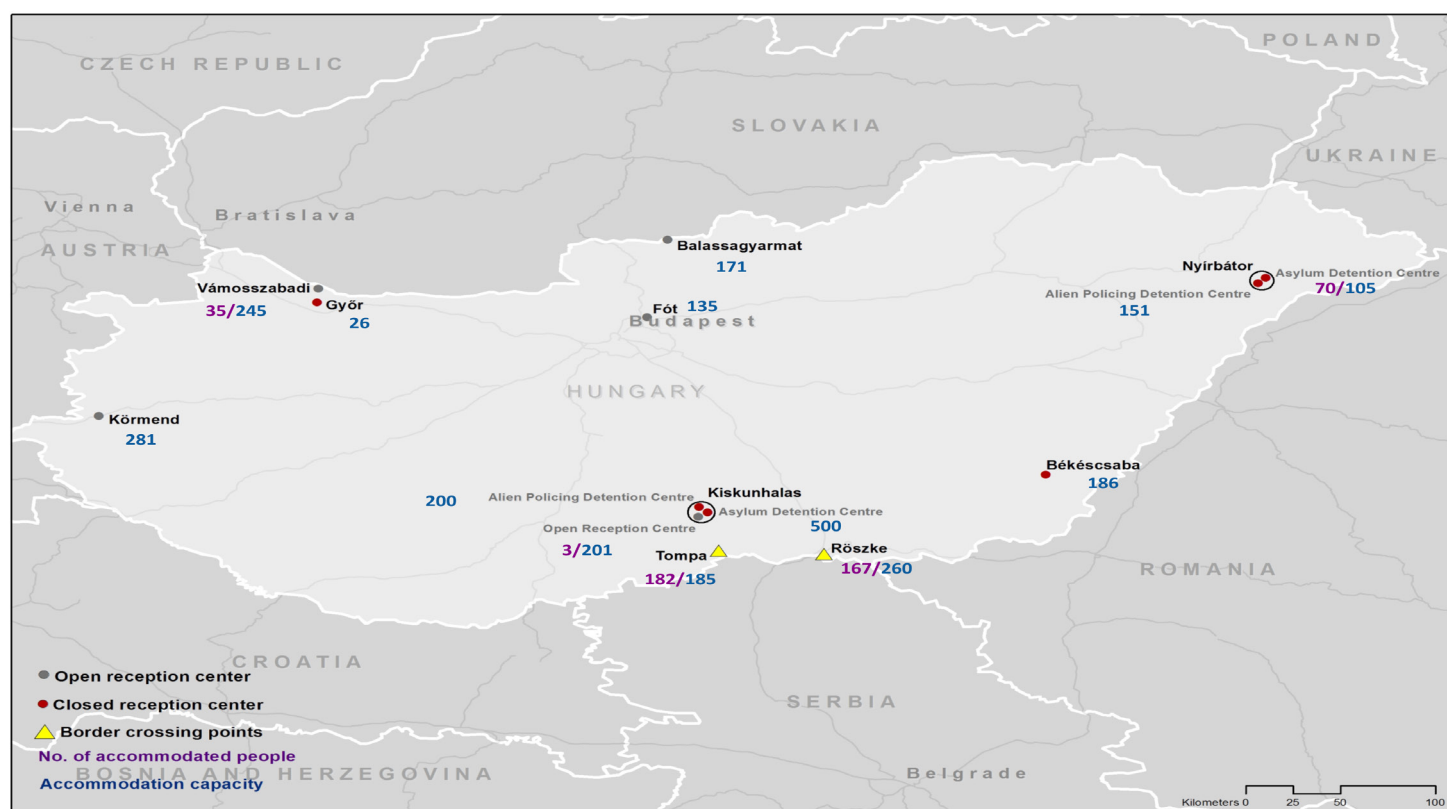
Hungary



Apprehensions along the Hungarian border



Accommodation Facilities (with occupancy/capacity) and Border Crossing Points



Italy



Developments in the reporting pe-

From 1 January 2017 to 31 May 2017, 60,228 migrants are reported to have arrived in Italy by sea. Also, 1,562 are reported to have died at sea on the Central Mediterranean in 2017. May 2017 sees a record of arrival with 22,993 arrivals: only July and October 2016 registered a higher number of arrivals by sea since the beginning of 2016.

IOM data is adjusted according to the official figures provided by Italy's Ministry of Interior twice a week. According to MOI, Nigeria represent the first declared nationality in 2017 (around 15% of the total), followed by Bangladesh (12%), Guinea (10%), Ivory Coast (9%), Gambia (7%), Senegal (7%) and many other nationalities of Western and Horn of Africa and Southern Asia.

25 May - The Libyan Coast Guard is reported to have inadvertently shot against the Italian Coast Guard in international waters in front of Libya, erroneously thinking it was a migrant boat ([here](#)).

26-27 May - The Summit of the Heads of State and of Government of the G7 was hosted in Taormina (Sicily). Due to the Summit, no disembarkation from SAR operations was allowed in Sicily for 7 days, forcing vessels operating in the Mediterranean to disembark in other (more distant) ports in Sardinia, Calabria, Apulia and Campania.

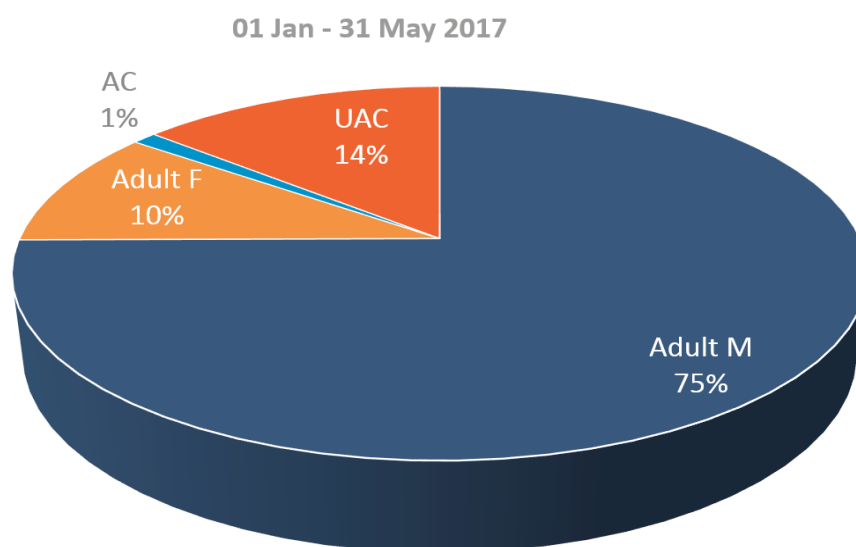
31 May - The Ministry of Interior and the Ministry of Labour signed an agreement for the implementation programs within the National Voluntary Service (Servizio civile nazionale) for migrants with a recognized protection status, to foster their integration into the labour market. Funded through AMIF, these projects should allow up to 3000 refugees and holder of humanitarian permits to participate to the National Voluntary Service in sectors like care and social services, civil protection, environment, cultural promotion and protection of the artistic heritage.

Declared nationality	Total	%	Adult Male	Adult Female	AC	UAC
Nigeria	9.286	15	5.855	2.800	32	599
Bangladesh	7.106	12	5881	25	30	1.170
Guinea	5.960	10	4.520	181	38	1.221
Ivory Coast	5.657	9	3.865	731	81	980
Gambia	4.011	7	2.931	81	19	980
Senegal	3.935	7	3.389	46	9	491
Morocco	3.327	6	2.890	227	42	168
Mali	3.150	5	2.590	102	27	431
Eritrea	2.344	4	1.518	434	54	338
Sudan	2.327	4	2.128	23	17	159
Other	13.125	22	9.536	1506	308	1775
Total	60.228	100	45.103	6.156	657	8.312

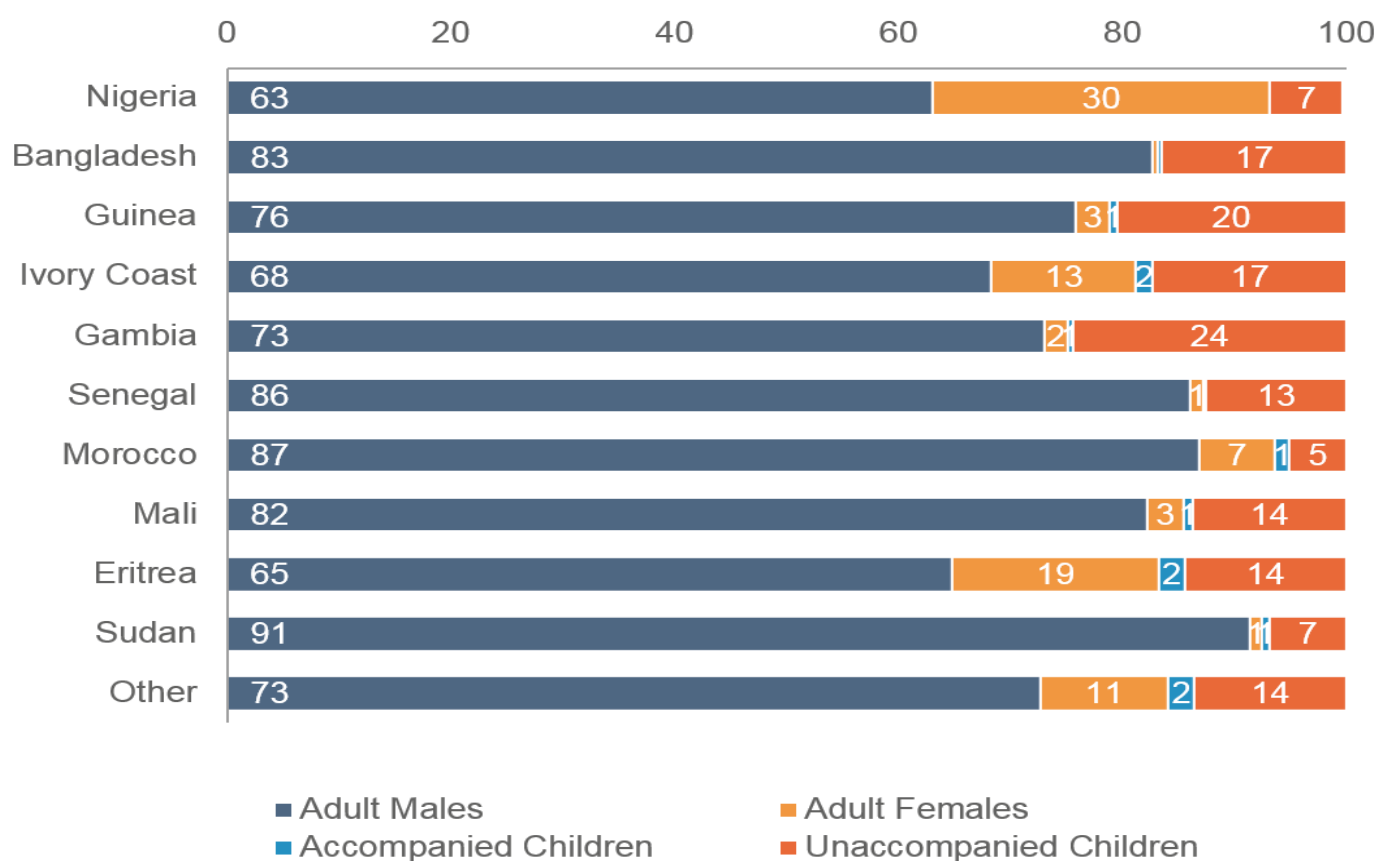
Italy



Share of total arrivals by sex and age



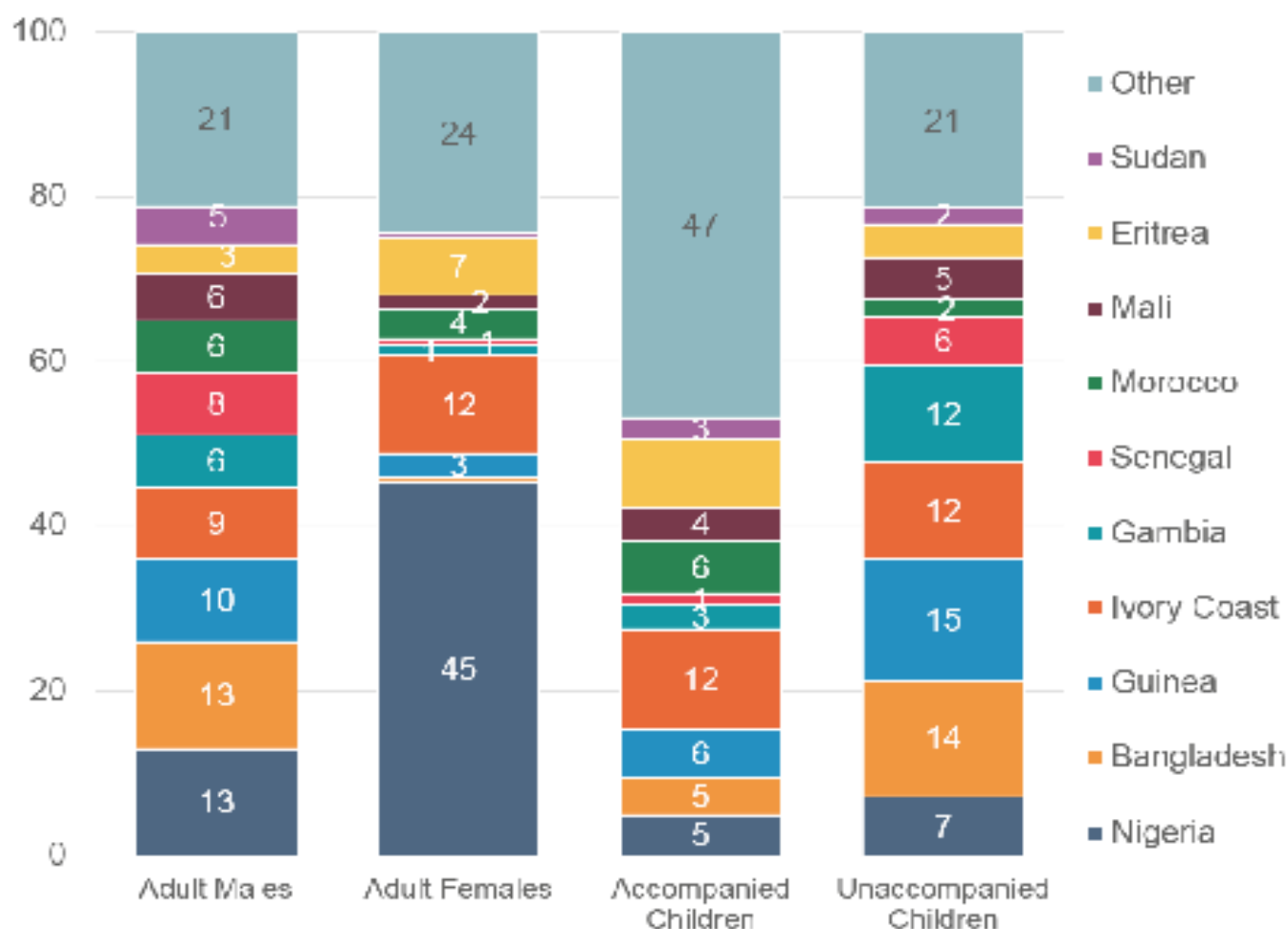
Composition by sex and age of the first 10 national groups from January to May



Italy



Composition by nationality of total, male, female and minors from January and May



Known entry and exit points:

Entry points: Main ports of disembarkation are Augusta, Catania, Pozzallo, Trapani and Lampedusa (Sicily), Reggio Calabria and Vibo Valentia, (Calabria), Cagliari (Sardinia), Salerno and Naples (Campania), with few autonomous landings recorded in the southern part of Apulia (Lecce), Sicily (Porto Palo di Capo Passero) and Sardinia (Teulada). During the reporting period, most Search and Rescue (SAR) operations were done by NGOs' boats and Italian Coast Guard and Navy vessels.

Exit points: Migrants arrived by sea and trying to move on towards other European countries are tracked in formal camps and informal transit points close to border areas with neighbouring countries (France, Switzerland and Austria). Migrants are often stopped or pushed back to Italy when found on streets or trains close to Italy. Ventimiglia (Italy/France border) and Como (Italy/Switzerland) are the two border cities where most transiting migrants are gathering, and where official transit centres have been opened. Over the last month, increasing numbers migrants are reported to be at border areas with Austria (Bolzen), France (Ventimiglia) and Switzerland (Como). The hotspot in Taranto is reported to receive weekly buses of migrants blocked by the Italian authorities at border areas to prevent them to move outside the country.

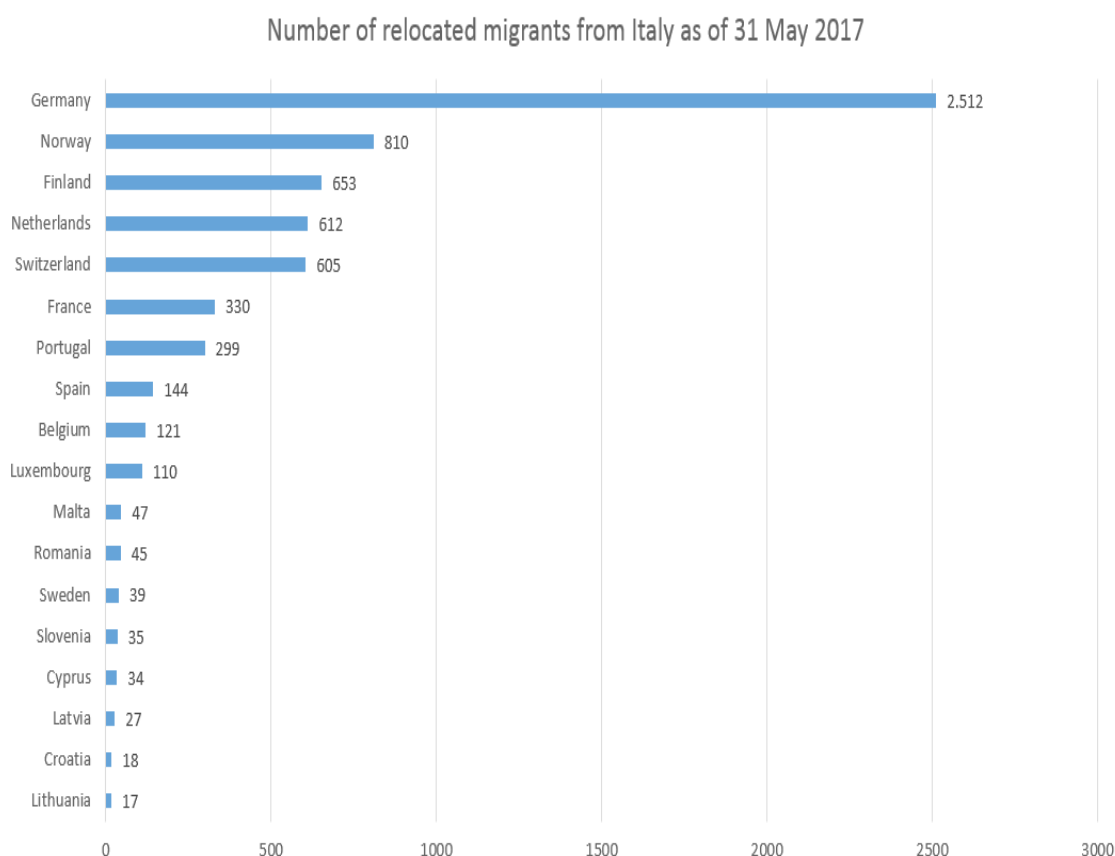
Italy



Relocations

As of 31 May, 6,458 migrants were relocated in total from Italy. In the first 5 months of 2017, there have been 3,808 departures (59% of all departures from Italy). Overall, main countries of destination for relocated migrants are Germany (39%), Norway (13%), Finland (10%), the Netherlands (9%), Switzerland (9%) followed by France, Portugal, Spain, Belgium, Luxembourg, Malta and others with lower numbers. Out of those departed in 2017, 21% are females and 8% are children. In May, a total of 5 unaccompanied or

MEMBER STATE	From Italy
Belgium	121
Bulgaria	0
Croatia	18
Cyprus	34
Czech Republic	0
Estonia	0
Finland	653
France	330
Germany	2.512
Ireland	0
Latvia	27
Liechtenstein	0
Lithuania	17
Luxembourg	110
Malta	47
Netherlands	612
Norway	810
Portugal	299
Romania	45
Slovakia	0
Slovenia	35
Spain	144
Sweden	39
Switzerland	605
Total	6.458



Romania



Developments in the reporting period

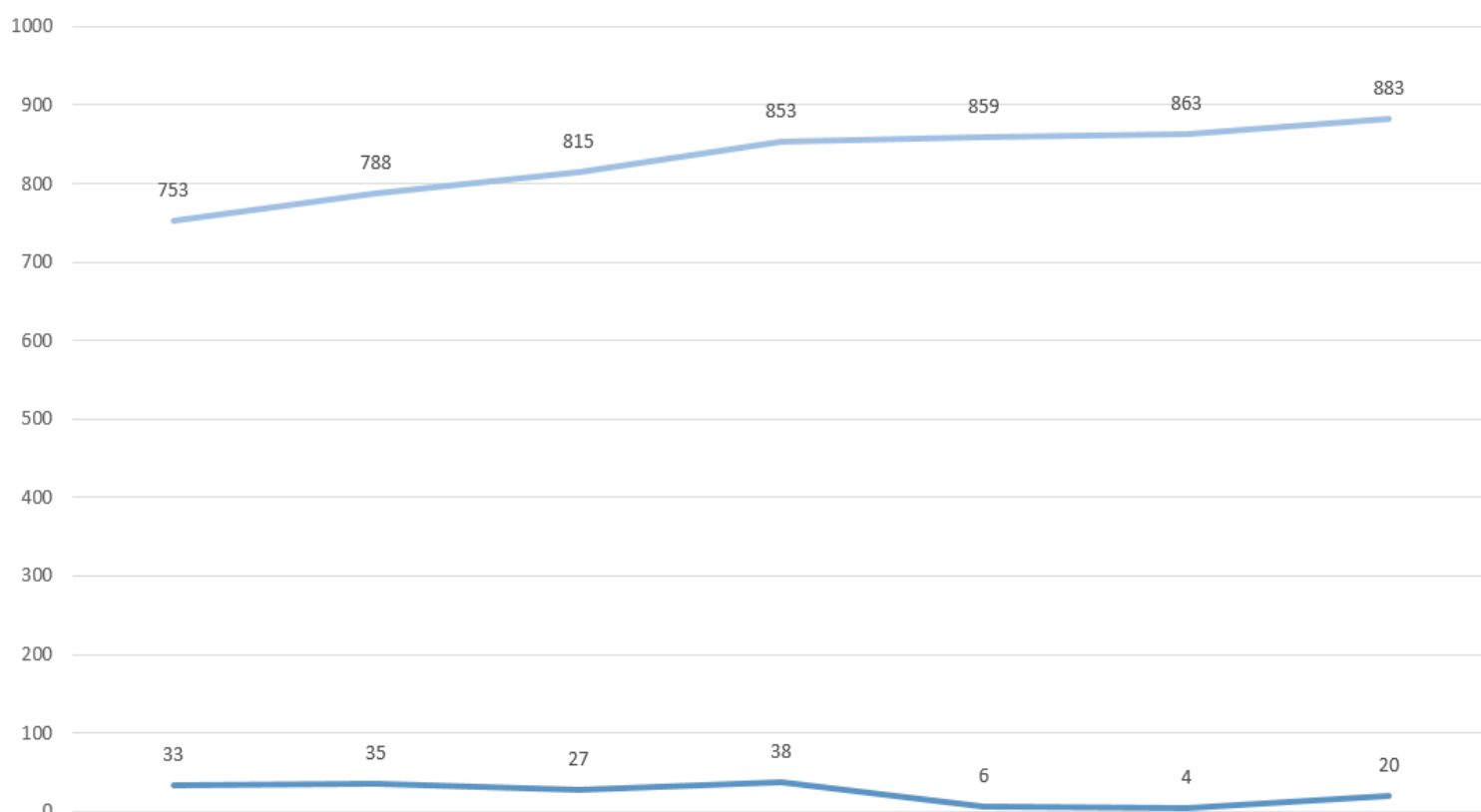
According to available data, since the beginning of 2017 up to the end of May 2017, a total of 883 migrants and refugees were apprehended by Romanian Border Guards while trying to enter Romania illegally from Serbia. Majority of the migrants and refugees are Iraqi, Pakistani, Syrian and Afghan nationals. Aside from that, Romanian Border Guards reported detecting irregular migrants from Bangladesh, Ethiopia, Eritrea, Iran and North African countries. As for the demographic data, 26% of detected migrants were women, and 46% men, including 28% of children. Most of the children are accompanied, however there were cases of UAMs who were reported travelling to Western Europe to join their families. In addition to that, 1,398 migrants have been apprehended along the Romania green border while trying to exit or enter the country.*

Migrants are usually detected in the vicinity of the Oravita border crossing point between Serbia and Romania and the crossing points in the Timis County which is located on the crossroad of Serbian, Romanian and Hungarian borders.

*Socio-demographic breakdown of apprehensions is not available

Apprehensions during the reporting period

Cumulative and daily number of apprehended migrants on entry during the reporting period
1 - 31 May



Serbia



Developments in the reporting period

Over the period between 1 and 31 May 2017 estimated total number of accommodated migrants and refugees in the Government facilities (13 transit-reception centers, 5 asylum centers) and border crossing zones increased from approximately 5,895 on 1 May to estimated 6,282 on 31 May. It is estimated that close to 400 migrants and refugees remain in the open, mostly in Belgrade area. Overall number of migrants and refugees in Serbia is around 6,680 at the end of May.

During the reporting period Hungarian authorities admitted 228 asylum seekers at transit zones near Horgos and Kelebija border crossings.

30 May - New transit reception center was opened near Vranje with a capacity to accommodate 245 migrants/refugees. On 31 May the center accommodated 135 migrants/refugees, all from Afghanistan (mostly families) transferred from Presevo transit reception center.

31 May - Sid-Center transit reception center was closed. Accommodated migrants/refugees were transferred to nearby reception centers, mostly to Adasevci and Principovac, small number transferred to reception center in Kikinda.

Number of accommodated migrants and refugees in government reception centers, asylum centers and present at Horgos-Kelebija transit zones for the reporting period

Date	Reception Centers	Asylum Centers	Horgos and Kelebija	Total
5/1/2017	4.391	1.486	18	5.895
5/4/2017	4.387	1.489	10	5.886
5/10/2017	4.525	1.475	7	6.007
5/17/2017	4.736	1.619	9	6.364
5/24/2017	4.638	1.714	7	6.359
5/31/2017	4.512	1.728	42	6.282

Serbia



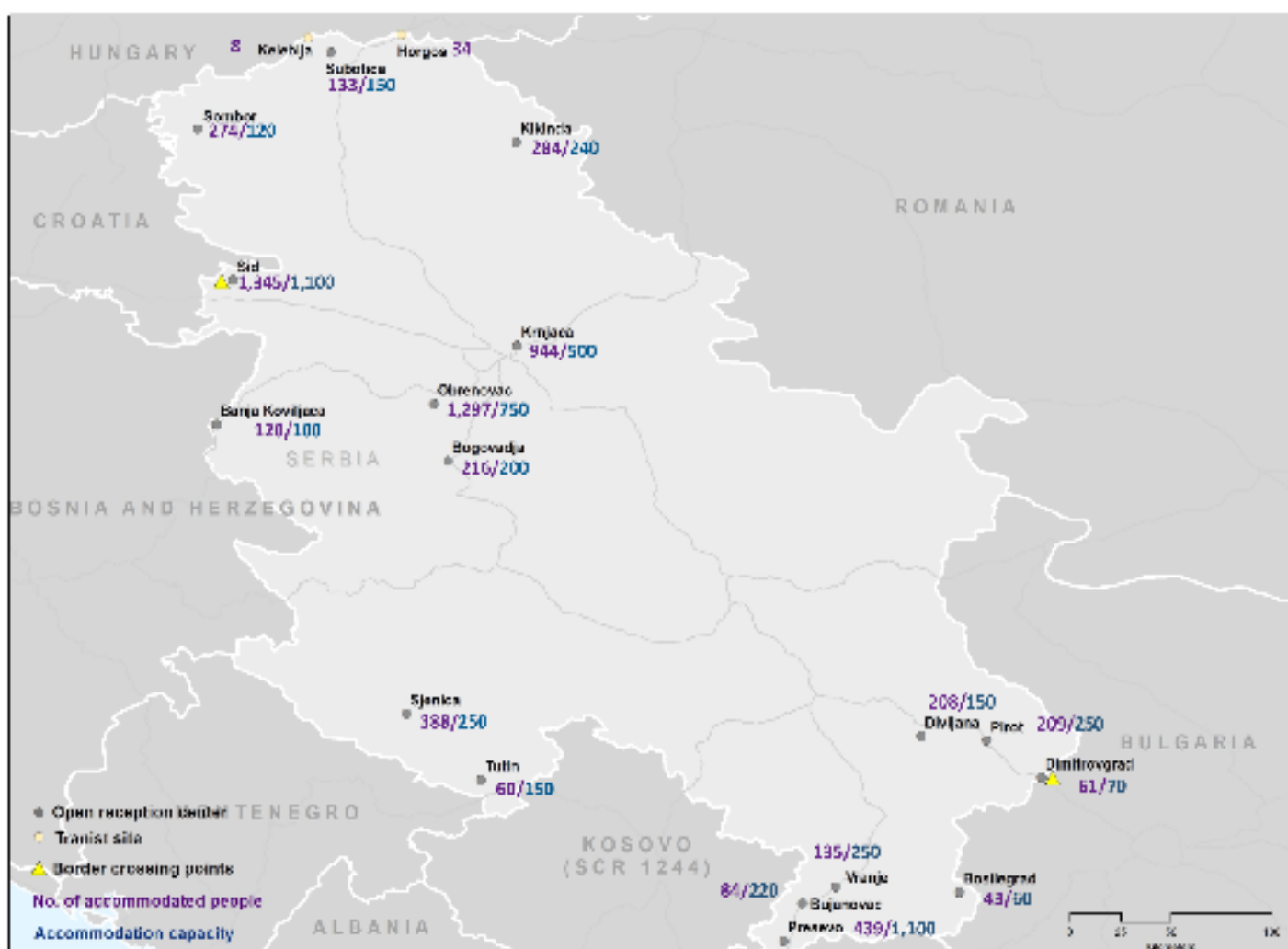
Accommodation Facilities (with occupancy/capacity) on 31 May 2017

Accommodation Facility	Capacity	Currently Accommodating
Preševo transit reception center	1000	439
Bujanovac transit reception center	220	84
Vranje transit reception center	245	135
Dimitrovgrad transit reception center	90	61
Pirot transit reception center	250	209
Divljana transit reception center	300	208
Bosilegrad transit reception center	60	43
Obrenovac reception center	750	1.297
Šid (Principovac, Adasevci) transit reception centers	700	1.345
Sombor transit reception center	160	274
Kikinda transit reception center	240	284
Subotica transit reception center	150	133
Horgos transit zone	n/a	34
Kelebija transit zone	n/a	8
Krnjaca asylum center	900	944
Banja Koviljaca asylum center	100	120
Sjenica asylum center	250	388
Tutin asylum center	80	60
Bogovadja asylum center	170	216
Total	5.665	6.282

Serbia



Accommodation Facilities (with occupancy/capacity) and Border Crossing Points (on 31 May 2017)



Slovenia



Developments in the reporting period

As comparison to 2016 when by the end of May, 99,187 migrants and refugees have been registered entering Slovenia, there were no reported arrivals through official entry points this year. However, the Slovenian police detected several attempts of irregular border crossings at Slovenian-Italian and Slovenian-Croatian border as well as at the green border. According to the report from the Police in the first four months* of 2017, there have been 361 irregular border crossings, which is 109 percent more than in the same period last year. The majority of apprehended migrants were nationals of Afghanistan, Albania, Turkey and Pakistan. In 2016, the Police recorded 1,148 irregular border crossings or 142 percent more than in 2015, when they recorded 475 irregular crossings. This number does not include migrants who entered Slovenia during the mass migration in 2015 and 2016. On the basis of international agreements, in 2017, the Slovenian police returned 182 foreign nationals, including 133 intercepted at the Slovenian-Croatian border.

4 May - The Government representatives stated that the Ombudsmen did not adequately support its claim to assess the constitutionality of the Article 10b of the Aliens Act. The government emphasizes that the measures of the Article 10b by no means impinge on constitutionally guaranteed human rights. Furthermore it claimed that the article is in accordance with the European asylum system as the European and national legislations on international protection do not give the right to the asylum seekers to choose the country in which they want to lodge an application for international protection. The government sent its opinion to the National Assembly of the Republic of Slovenia and to the Constitutional Court of the Republic of Slovenia.

11 May - According to the press release of the Government of Slovenia, due to the increased number of asylum seekers, and the implementation of relocation scheme from Italy and Greece, Slovenia expects a significant increase in the number of persons granted international protection. Consequently, the Ministry of Labour, Family, Social Affairs and Equal Opportunities will prepare a special program dedicated to the social and labor activation of long-term unemployed persons, who will provide services to asylum applicants accommodated in the Asylum Center and its branch offices, as well as provide assistance with integration to persons granted international protection. A similar program has been underway since mid-2016. In June 2017, the tasks of the Mol related to the accommodation and integration of refugees will be transferred to the Migrant Welfare and Integration Office. Consequently, 41 long-term unemployed, which are already included in the public works program of the Mol and vacancies of this program will be transferred to the office. The Ministry will continue the program with 22 participants who will carry out tasks related to the Aliens Center and its branches. Slovenia introduced systematic checks of all travellers at border crossing points at its Slovenian-Croatian border. However, due to long waiting hours at the border crossings and based on a risk analysis and an assessment of the situation at the external Schengen border, measures have been adopted in line with the regulation in order to reduce waiting times at border crossings. The purpose is to make sure cross-border flow remains as smooth as possible while measures to keep the EU secure are in place. The police may, on an as-needed basis and having regard to proportionality, suspend systematic checks of passengers posing a low-level risk. The measures will stay in place until the situation is normalised.

12 May - Official statistical data on asylum applications show that in 2017, there were 254 asylum applications lodged and 328 applications were processed. Out of these, 57 persons received international protection, 39 applications were rejected, 125 applications were disregarded, and 108 asylum procedures were stopped. Asylum applications according to the country of origin in 2017 were as follows: 75 Afghanistan, 38 Syria, 27 Pakistan, 23 Algeria, 21 Turkey, 12 Eritrea, 9 Iran and 49 others.

*Latest available data.

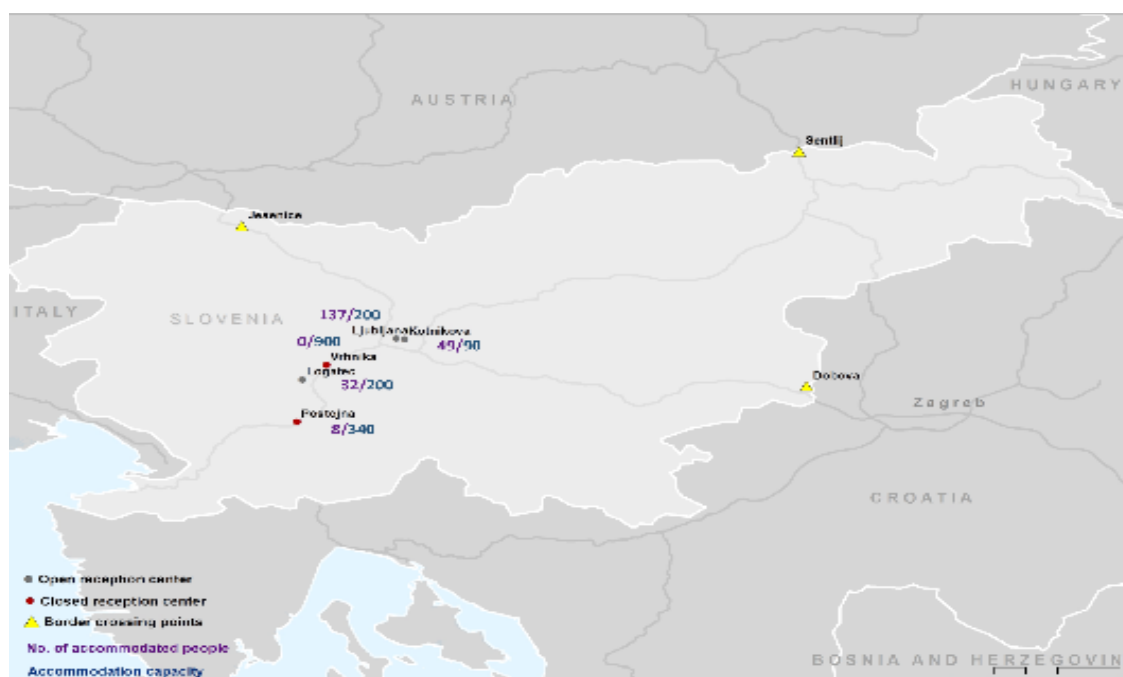
Slovenia



29 May - Sixteen NGOs signed a petition against the asylum policy of Slovenia, which regularly rejects asylum applications of Afghan nationals. According to the appeal, the majority of asylum applicants in 2016 were from Afghanistan (416). Only Afghan unaccompanied children are granted international protection: 12 requests were positive and four were rejected. This data illustrates that asylum policy in Slovenia is systematically denying international protection to Afghan adults and families. In their response, Mol assured that asylum process is in accordance with the International Protection Act and EU Directives. Mol denied the claims of NGOs that it systematically rejects claims for international protection of Afghan nationals. According to statistical data of Mol 419 Afghan nationals lodged application for international protection in 2016. Out of these, 248 asylum applications were stopped because applicants left Slovenia; 59 asylum applications were omitted because another country was responsible for the application, 24 claims were rejected (including five unaccompanied children) and 14 claims were approved (all unaccompanied children). Thus, in 2016 Mol processed 38 asylum applications. Currently, there are 33 Afghan beneficiaries of international protection in Slovenia.

Accommodation Facilities (with occupancy/capacity) and Border Crossing Points (on 26 April 2017*)

NAME OF ACCOMMODATION FACILITY	CAPACITY	CURRENTLY ACCOMMODATED
Asylum Center in Ljubljana - Vic	200	134
Department AC Kotnikova	90	49
Department AC Logatec	200	32
Aliens Centre Postojna	340	8
Outside of the Asylum Centre	N/A	33
Total	830	256



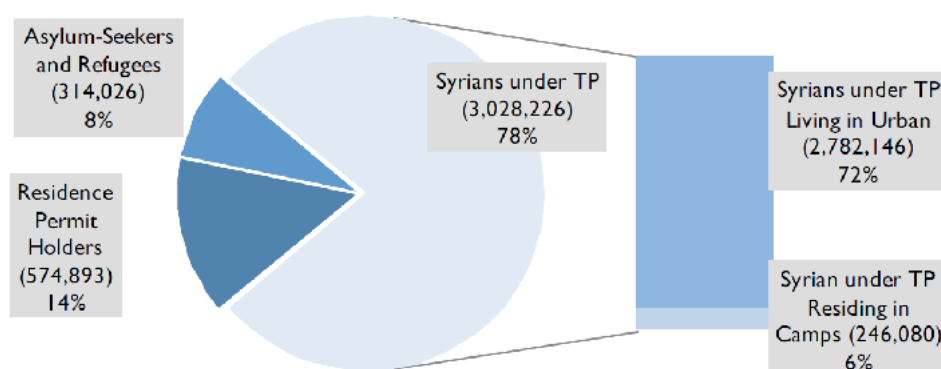
Turkey



Developments in the reporting period

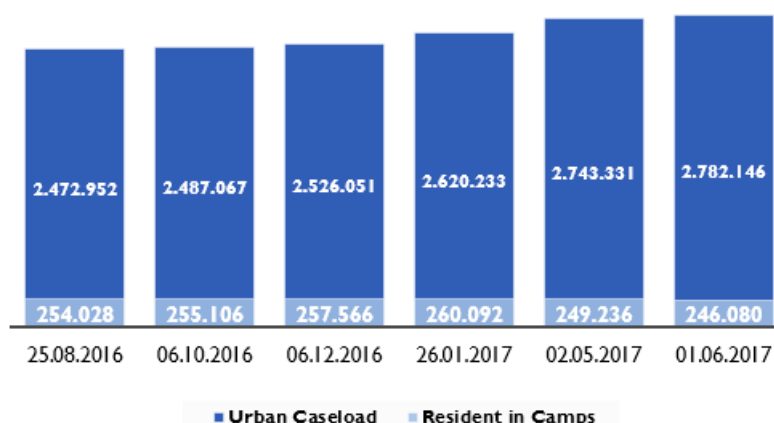
According to the latest available figures from the Turkish Directorate General of Migration Management (DGMM) there are currently an estimated 3.4 million foreign nationals present in Turkish territory seeking international protection. Most are Syrians (3,028,226 individuals) who are granted temporary protection status, while according to UNHCR, as of end of May 2017, 314,026 asylum-seekers and refugees from countries including Afghanistan, Iran, Iraq and Somalia constitute another significant group of foreign nationals requiring Turkish humanitarian and legal protection.

In addition, there are 574,893 foreign nationals present in Turkey holding residency permits including humanitarian residency holders. The exact number of the humanitarian residency holders is unknown, but it is estimated that there are more than several thousand humanitarian residency permit holders.



Turkey's Temporary Protection regime grants the 3,028,226 Syrian migrants the right to legally stay in Turkey as well as some level of access to basic rights and services. The vast majority - 2,782,146 individuals - live outside camps, officially called Temporary Accommodation Centers and are mainly spread across the Turkish border provinces of Şanlıurfa, Gaziantep, Hatay, Adana, Mersin and Kilis. 246,080 Syrians live in 22 camps that the majority of them are also located close to the Syrian border.

Syrians under Temporary Protection





Turkey

Asylum Applications

Another significant group of foreign nationals requiring international protection in Turkey are 314,026 asylum-seekers and refugees consisting of different nationalities, but mainly coming from Iraq, Afghanistan, Iran, Somali and other countries. (Based on the latest available UNHCR figures, May 2017).

Top 10 Nationalities Apprehended/Rescued	
1	Syria
2	Congo
3	Pakistan
4	Afghanistan
5	Somalia
6	Iran
7	Eritrea
8	Togo
9	Cameroon
10	Iraq

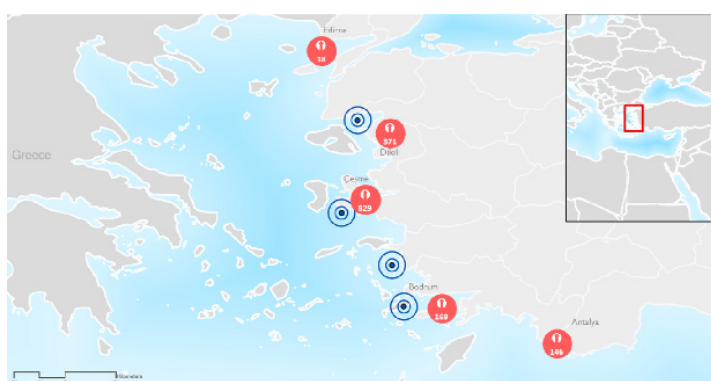
NATIONALITY	#
Iraq	134.251
Afghanistan	135.355
Iran	31.758
Somali	3.759
Others	8.903
Total	314.026

Foreigners who wish to stay in Turkey beyond the duration of a visa or visa exemption i.e. longer than ninety days must obtain a residence permit. According to DGMM, there are 574,893 residence permit holders in Turkey with various categories of the residence permit. The "other" residence permit category include humanitarian residence permit holders but the exact number is unknown. It is believed that vast majority of this category are Iraqi nationals.

Apprehended/Rescued Persons at sea

The Turkish Coast Guard apprehended 5,763 irregular migrants and registered 19 fatalities in the year of 2017. 1,236 irregular migrants were apprehended in month of May. These figures only include those apprehended and rescued by the Coast Guard; actual numbers of migrants and refugees departing Turkey by sea could be higher than this.

RESCUES/APPREHENSIONS BY TURKISH COAST GUARD STATISTICS FOR 2017 (1 JANUARY — 31 MAY 2017)								
Months/ Year	Number of Cases		Number of irregular migrants		Number of deaths		Number of organizers	
	Aegean	All Seas	Aegean	All Seas	Aegean	All Seas	Aegean	All Seas
January	14	17	381	756	-	-	4	7
February	17	19	659	719	1	1	5	5
March	31	34	1.284	1.501	11	11	9	12
April	31	34	1.457	1.551	7	7	7	11
May	27	28	1.218	1.236	-	-	7	7



After completion of the identification process of the apprehended persons, they are being referred to Removal centers by gendarmerie or are being issued a deportation letter unless they claim asylum. However, they still have the right to claim asylum after being referred to a removal center or have been issued deportation letters.



Turkey

Apprehended Persons on Land

According to Turkish Armed Forces daily figures, between 1 May and 31 May, 34,469 irregular persons were apprehended at the Syrian, Iraqi, Iranian, Greek, Armenia and Bulgarian borders of Turkey. There is apparent increase of nearly 11,000 more apprehension in May in comparison with month of April. The entry and exit figures breakdown are as shown in the table. The highest number of irregular crossings happened at the border with Syria, with a total number of 31,492 apprehended persons. The irregular exits points are higher at the Western Borders while Syria, Iraq and Iran borders are continuing to be entry points to Turkey.

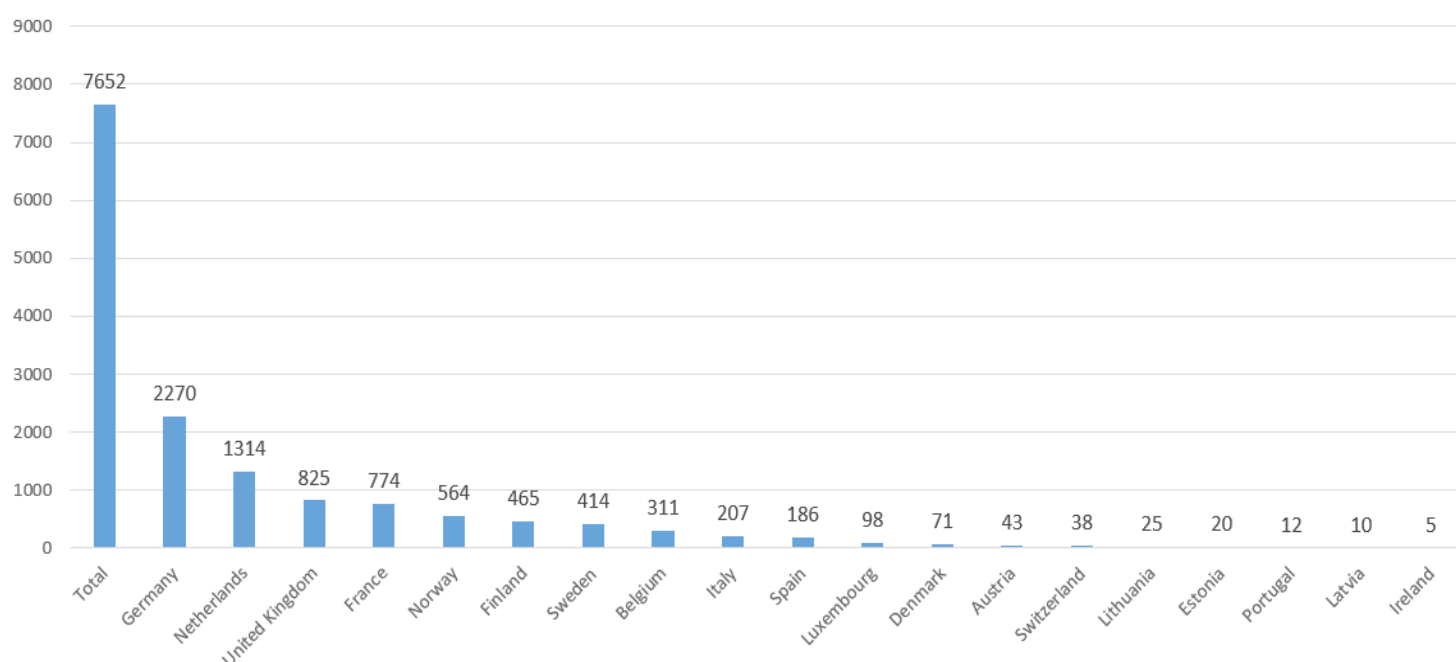
Apprehensions by Turkish Land Forces Statistics (1 May 2017 – 31 May 2017)			
Apprehensions on Entry		Apprehensions on Exit	
Border	Number #	Border	Number #
Syria	31.202	Greece	1.253
Greece	241	Syria	290
Iraq	1.021	Bulgaria	233
Iran	179	Iraq	1
Bulgaria	38	/	
Nakchivan*	9	/	
Georgia	3	/	
Total	32.692	Total	1.777

Readmitted Migrants and Refugees to Turkey

*Autonomous Republic, exclave of the Republic of Azerbaijan.

On 18th of March 2016, EU and Turkey agreed on the readmission of migrants arriving Greece to Turkey after 20th of March. In this regard, according to DGMM reports, 1,191 migrants and refugees have been readmitted to Turkey from Greece between April 4th 2016 and June 6th 2017. The main exit points in Greece include Lesbos, Chios, Kos and Samos and the main entry points to Turkey include Dikili, Çeşme, Bodrum and Adana (through the airport). Nationality breakdown of the readmitted is below and "others" category represents nationalities of Democratic Republic Congo, Egypt, India, Palestine, Cameroon, Lebanon, Ivory Coast, Dominica, Jordan, Yemen, Mali, Senegal, Haiti and Congo.

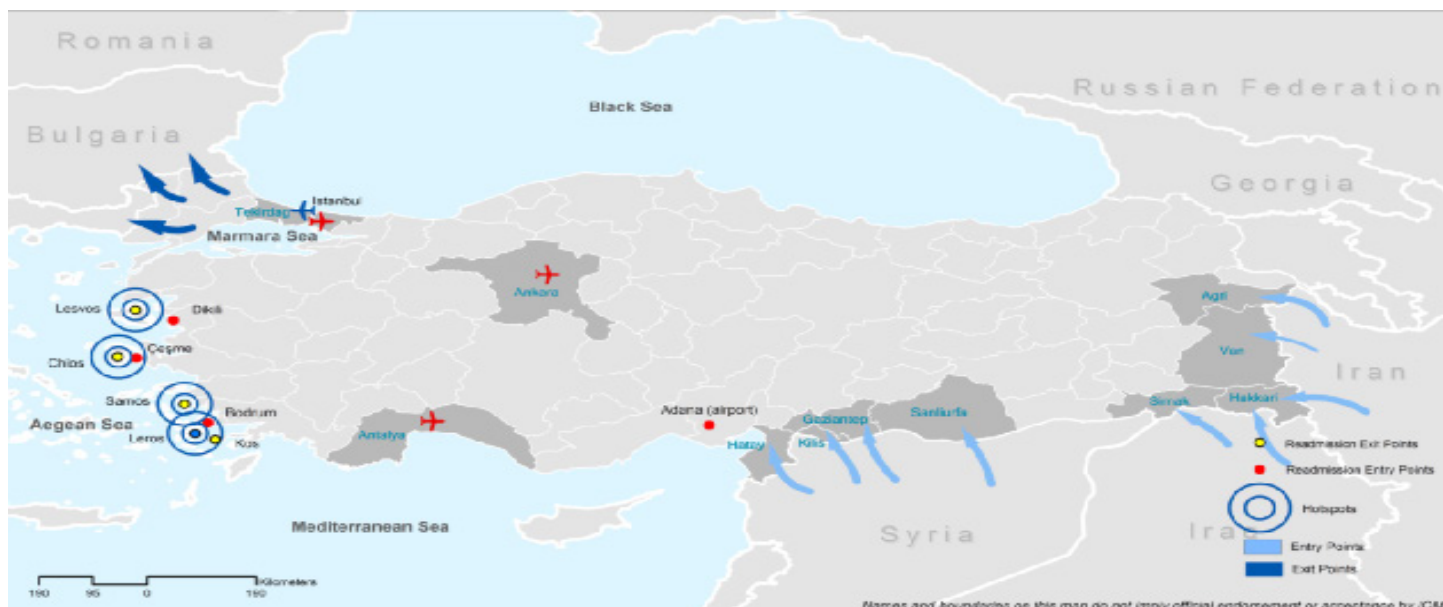
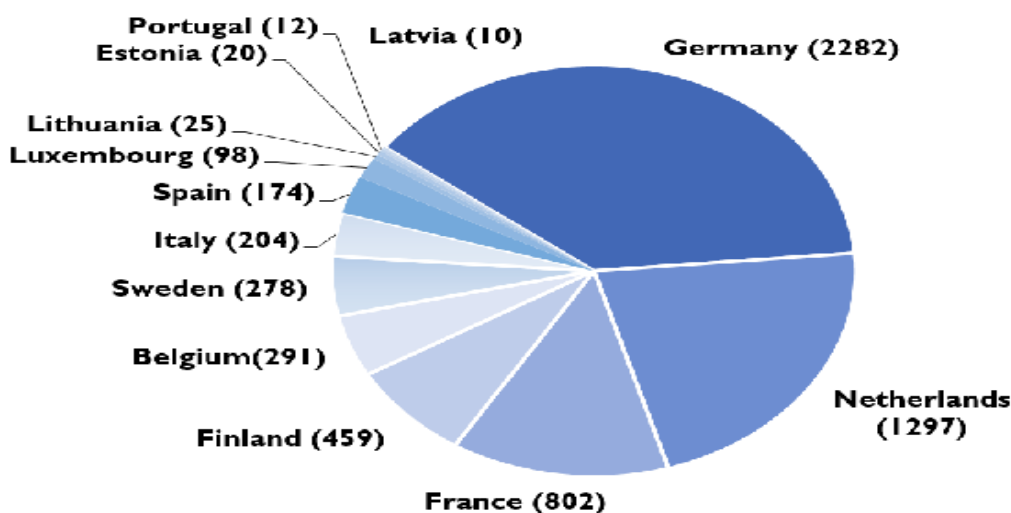
Resettlement of Syrian refugees from Turkey after 4 April 2016



Turkey



The agreement aims to replace disorganized and irregular migratory flows by organized and safe pathways to European countries, in this regard, it is agreed on that for every Syrian being returned to Turkey from the Greek islands, another Syrian will be resettled directly to Europe from Turkey. According to DGMM data released on June 6th, there are 5,952 persons that have been resettled under this mechanism and mainly to Germany, Sweden, France and the Netherlands. The country breakdown is in the below chart.



Known entry and exit points:

Entry points by land: Hatay, Kilis, Şanlıurfa (from Syria), Silopi, Çukurca (from Iraq), Şemdinli, Yüksekova, Başkale, Ağrı, Doğubeyazıt (from Iran).

Entry points by sea: Istanbul Ataturk, Istanbul Sabiha Gökçen, Antalya, Esenboğa Ankara (from third countries)

Exit points: Çeşme, Ayvalık, Didim, Bodrum, Küçükkuyu (Locations close to Lesbos, Samos, Chios, Symi, Kos and Rodos), Edirne (to Greece and Bulgaria), Kırklareli (to Bulgaria) Istanbul Ataturk, Istanbul Sabiha Gökçen (to certain EU MS).

The former Yugoslav Republic of Macedonia



Developments in the reporting period

During this reporting period (1 May – 31 May 2017) no new arrivals (were registered in the former Yugoslav Republic of Macedonia which makes a total of 89,848 arrivals registered since the beginning of 2016.

Demographic profile of registered arrivals Jan 2016 - May 2017

Arrivals by nationality, as per registered caseload between 1 January 2016 and 31 May 2017		
Main Nationalities	Number of arrivals	Percentage
Syria	44.826	50%
Afghanistan	26.587	30%
Iraq	18.371	20%
Other nationalities	64	Less than 1%
Tot. All nationalities	89.848	100%

Arrivals - demographic information, as per registered caseload between 1 January 2016 – 31 May 2017		
Demographic group	Number of arrivals	Percentage
Male	35.439	39%
Female	19.681	22%
Accompanied children	34.495	38%
Unaccompanied children	233	Less than 1%
Total	89.848	100%

Accommodation Facilities (with occupancy/capacity) as of 31 May 2017

NAME OF ACCOMMODATION	FACILITY	Capacity*	Currently Accommodating	Nationalities
"Vinojug" Transit Centre—Gevgelija (Greece—fYR of Macedonia Border)		1.100-1.200	9	1 Syrian, 5 Iraqi and 3 Afghan nationals
Tabanovce Transit Centre (fYR of Macedonia—Serbian Border)		1.100	16	10 Iraqi, 4 Algerian, 1 Pakistani and 1 Afghan national
Vizbegovo - Reception Center for Asylum Seekers		150	3	2 Syrian and 1 Pakistani national
Gazi Baba - Reception Center for Foreigners		120	4	2 Indian, 1 Pakistani and 1 Syrian national
Vlae - Safe House		25-30	7	7 Syrian nationals
TOTAL		2.495 - 2.600	39	-

The former Yugoslav Republic of Macedonia



Accommodation Facilities

Transit centre Vinojug

Accommodation facility located close to the Greek border in Gevgelija region, has a full capacity of approximately 1,100-1,200. Currently it accommodates 9 Syrian, Afghan and Iraqi nationals. Female 2, Male 2 and children 5.

Until the beginning of March, prior to changes in the border regimes along the Western Balkans route, the "Vinojug", Gevgelija Centre was the main entry point for migrants who were coming from Greece. In this transit Centre migrants and refugees who expressed intention to seek asylum in the country were registered and processed. After this procedure migrants and refugees spend up to several hours in the Centre before taking the train or other transportation to the northern border with Serbia.

Tabanovce Transit centre

Accommodation facility located close to the Serbia border in Tabanovce region, has a full capacity of approximately 1,100. Currently it accommodates 16 migrants and refugees.

There are a number of different nationalities currently accommodated in the centre: Iraq 10, Algeria 4, Pakistan 1, Afghanistan 1. Out of which 6 male, 3 female and children 7.

Until the beginning of March, Tabanovce Transit Centre, was the main exit point for migrants and refugees who were heading to Serbia. Migrants and refugees were staying in the camp for a short period of time before continuing their journey towards Serbia.

Other Centers

There are additional three reception centers in the former Yugoslav Republic of Macedonia currently accommodating (31 May) 14 migrants. One center for asylum seekers is located in Vizbegovo (3 individuals accommodated), and the second one for foreigners in Gazi Baba (4 migrant accommodated). By the end of May, 7 migrants, including unaccompanied and separated children, were accommodated in the Safe House that accommodates vulnerable categories of asylum seekers.



Central Mediterranean

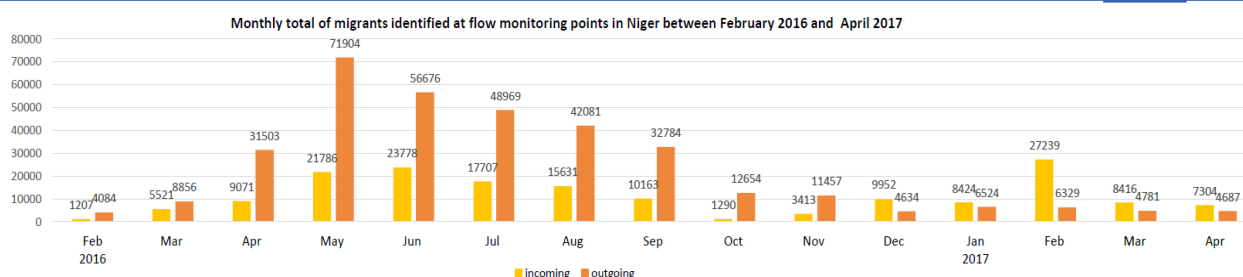
Niger*



Developments in the reporting period

The movements recorded through the flow monitoring points during May were fewer than in the previous months (See table of cumulative detected flows below). However the record of daily movements as reported in the graph of number of individuals detected in the flow monitoring points demonstrates some peaks in migrant movements. This is mainly linked to the migrants leaving Séguédine on Thursdays which is the normal day of the convoy from Séguédine towards Agadez. During these days the record of migrants leaving Séguédine fluctuates between 250 to 450 individuals. As noted below, most of these migrants are Nigerien and are moving between Séguédine and Agadez freely. Conversely, the peak of arrival of migrants going from Séguédine to Libya continue to arrive on Tuesdays, the days when the convoys arrive to from Agadez. The migrants decided to travel in convoys to improve security on the road between Agadez and Séguédine. The recorded movements through Arlit remained stable with some peaks of migrants going towards Agadez (over 150 migrants) on 2 of the days. In the other days the incoming and outgoing flows remain at an average of between 40 and 80 individuals recorded as moving. The whole report is available [here](#).

CUMULATIVE DETECTED FLOWS IN NIGER FLOW MONITORING POINTS SINCE MARCH 2016



*Since February 2016, IOM Niger has been carrying out flow monitoring of migrants at two points in Niger in the region of Agadez. This flow monitoring does not replace border monitoring nor does it claim to observe all migratory flows in the Agadez region. Flow monitoring points (FMPs) are active in Séguédine and Arlit, two towns in the Agadez region

Libya



Developments in the reporting period

Between January and May 2017, Libyan Coast Guard reported 66 incidents involving 6,343 migrants who have attempted to cross the Mediterranean and reach European shores. During the same period, 228 bodies have been retrieved. When compared to the previous month (1 - 30 April), there has been a 80% increase in number of incidents (10 and 18 respectively), and a stark increase in numbers of rescued migrants from 474 in April, to 2,187 in May. The highest number of casualties had been reported for the month of February, when 102 bodies have been retrieved on the total of 1,394 rescued migrants. Please see monthly breakdown below. The latest DTM Libya report is available [here](#).

MONTH	Incidents	Rescued
January	11	808
February	11	1.394
March	16	1.480
April	10	474
May	18	2.187
Total	66	6.343

Contingency Countries

Albania



Developments in the reporting period

Since the beginning of 2017 up to 31 May, Albanian authorities apprehended **135** irregular migrants from Syria (62), Afghanistan (26), Algeria (23), India (7), Morocco (6), Pakistan (6), Palestine (3), Iraq (2). The majority of migrants have been detected in the first two months of 2017 (123) with only **nine irregular migrants being apprehended in the last two months**; one person in April and eight persons in May. Apprehended irregular migrants are given the possibility applying for Asylum in Albania. The alternative options for apprehended migrants are to leave the territory or to return voluntarily to their country of nationality. Most of the irregular crossings are detected in Kakavia/Kakavijë border crossing point with Greece. One migrant who was detected near Kakavija BCP during this reporting period was adult male from Pakistan. After the interview with the Border and Migration Police he returned back to Greece on the same day. Currently, there are 28 foreign citizens accommodated in the Reception

Known entry and exit points:

Entry points: Kapshtica, Tre Urat Sopik, Kakavia/Kakavijë, Rrips, Qafë Botë, Port of Sarandë, Gorica, Tushemisht, Qafa Thane, Billate

Exit points: Bashkim, Han and Hotit, Stun Gjin, Porto Palermo, Port of Sarandë

IRREGULAR BORDER CROSSINGS TO ALBANIA BY COUNTRY OF ORIGIN (1 JANU-ARY 2017- 31 MAY 2017)

Syria	62
Afghanistan	26
Algeria	23
Pakistan	6
India	7
Morocco	6
Palestine	3
Iraq	2
Total	135

GENDER / AGE BREAKDOWN OF ASYLUM SEEKERS (1 January 2017 - 31 May 2017)

Female	16
Male	119
Total	135
Minors	22
Adults	113

Montenegro



Developments in the reporting period

Since the beginning of 2017, 163 irregular migrants were apprehended in Montenegro. During the reporting period, 1 May to 31 May, authorities in Montenegro apprehended 23 irregular migrants. This represents a 64% increase compared to the previous reporting period when 14 irregular migrants had been apprehended.

All migrants have been accommodated in Asylum Center (capacity 80) and Detention Center (capacity 40) located in Spuz, Danilovgrad. Currently, there are 5 migrants accommodated in the Detention Center, and 58 in the Asylum Center.

IRREGULAR BORDER CROSSINGS TO MONTENEGRO BY COUNTRY OF ORIGIN (1 Jan 2017 - 31 May 2017)

Algeria	41
Pakistan	11
Iraq	9
Afghanistan	13
Syria	1
Other	88
Total	163

Contingency Countries

Kosovo*



Developments in the reporting period

Since the beginning of 2017, 81 migrants and asylum seekers have been registered in Kosovo*. During the reporting period, 1 to 31 May, 21 migrants were apprehended (all male, including 1 UAC). The nationalities are as follows: 9 Pakistani, 5 Libyan, 4 Algerians, 1 South African, 1 Saudi Arabian and 1 Iraqi national.

There are two open reception centers in the country in the Magure (Lipjan area) and Prishtina. By the end of May, 24 persons were accommodated in the Asylum center, 7 Afghan, 5 Pakistani, 1 Ukrainian, 3 Bulgarian, 4 Libyan, 1 Iraqi, 2 Algerian and 1 South African national (21 male, 3 female, 11 children).

Known entry and exit points:

Vermice-Prizren, Qafa e Morines, Qafa, Prushit, Hani, Elezit, Kulla-Peje, Jarinje, Leposaviq, Zubin Potok, Merdare,

*This designation is without prejudice to positions on status, and is in line with UNSCR 1244/1999 and the ICJ Opinion on the Kosovo declaration of independence.

NUMBER OF ASYLUM SEEKERS BY COUNTRY OF ORIGIN (1 Jan 2017 - 31 May 2017)	
Afghanistan	43
Syria	7
Libya	6
Iraq	2
Pakistan	10
Other	13
Total	81

GENDER BREAKDOWN OF ASYLUM SEEKERS (1 January 2017 - 31 May 2017)	
Female	29
Male	52
Total	81
Accompanied minors	30
Adults	51

Bosnia and Herzegovina

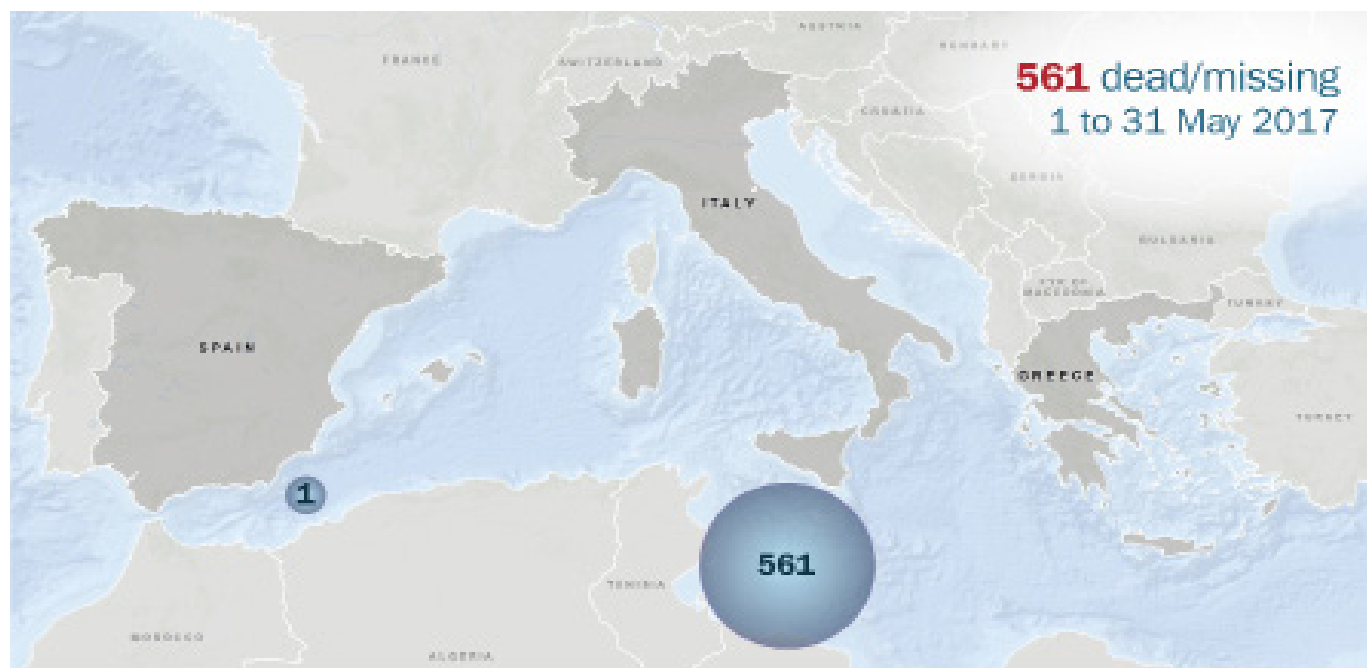


Developments in the reporting period

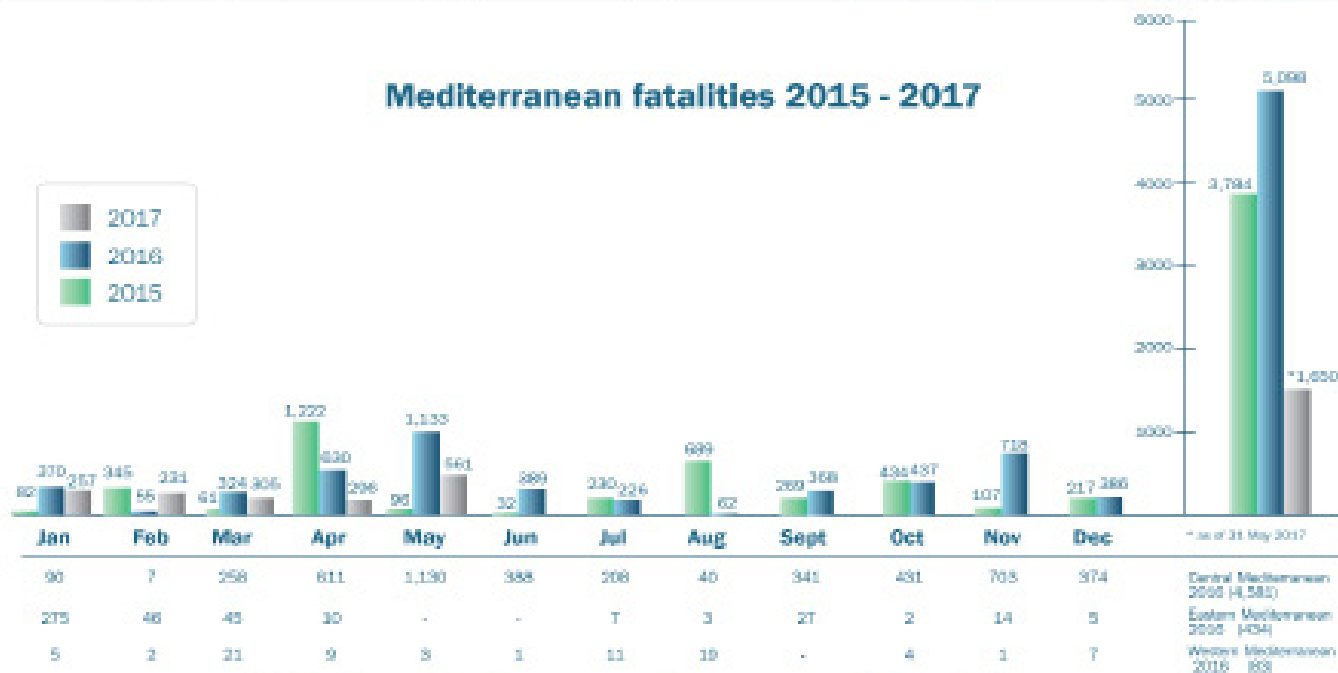
Since the beginning of 2017, 169 irregular migrants have been apprehended while trying to enter Bosnia and Herzegovina. During the reporting period (1 - 31 May 2017) the Service for Foreigners' Affairs registered 42 irregular migrants on entry and exit from the country. Detected migrants are from Afghanistan (10), Albania (8), Kosovo (8), Pakistan (8), Sri Lanka (3), Tunisia (2), Syria (2) and Turkey (1). Most of the migrants are apprehended while trying to leave the country towards Croatia, and those apprehended on entry (22) were detected in the vicinity of the border with Serbia.

IRREGULAR BORDER CROSSINGS TO BOSNIA AND HERZEGOVINA BY COUNTRY OF ORIGIN (1 Jan 2017 - 31 May 2017)	
Pakistan	41
Turkey	22
Afghanistan	20
Syria	27
Iraq	4
Other	55
Total	169

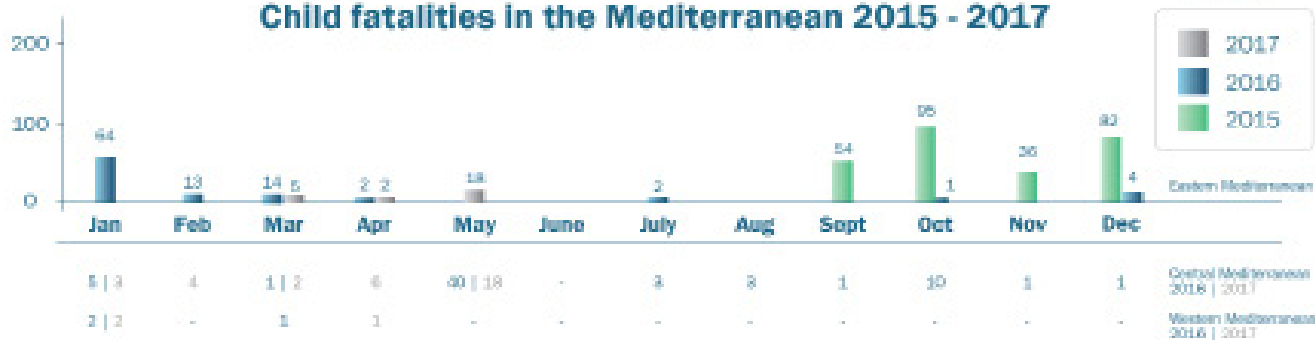
Fatalities in the Mediterranean and Aegean Sea



Mediterranean fatalities 2015 - 2017



Child fatalities in the Mediterranean 2015 - 2017



*Data for child fatalities data on the Central Mediterranean route is incomplete as most bodies are never recovered. The true number is not known.
Map is for illustrative purpose. Boundaries and names used and designations shown do not imply official endorsement or acceptance by IOM.

MissingMigrants.iom.int

About this Report

IOM's Displacement Tracking Matrix (DTM) is a suite of tools and methodologies designed to track and analyse human mobility in different displacement contexts, in a continuous manner.

In order to gather and disseminate information about the migrant populations moving through the Mediterranean, up the Western Balkan Route and through the Northern Route into Europe, in September 2015 DTM established a Flow Monitoring System. The Flow Monitoring System includes monthly flows compilation report, which provides an overview of migration flows in countries of first arrival and other countries along the route in Europe, and analysis of trends across the affected region. The data on registered arrivals is collated by IOM through consultations with ministries of interior, coast guards, police forces, and other relevant national authorities.

Flow Monitoring Surveys


The system also includes flow monitoring surveys to capture additional and more in-depth data on the people on the move, including age, sex, areas of origin, levels of education, key transit points on their route, motives, and intentions. This data has been captured by IOM field staff in Greece, the former Yugoslav Republic of Macedonia, Serbia, Hungary, Croatia, Italy, Bulgaria and Slovenia since October 2015. The analysis of data collected throughout 2016 is available on the [IOM portal for Mediterranean](#).

The Latest Analysis



Flow Monitoring Survey Analysis is based on 5,392 interviews conducted in Italy, Greece, Bulgaria, Hungary, Serbia and the former Yugoslav Republic of Macedonia from February to May 2017.

[Flow Monitoring Surveys Analysis \(June 2017\)](#)



Flow Monitoring Surveys: The Human Trafficking and Other Exploitative Practices Prevalence Indication Survey is based on 5,392 interviews conducted in Italy, Greece, Bulgaria, Hungary, Serbia and the former Yugoslav Republic of Macedonia

[Flow Monitoring and Human Trafficking and Other Exploitative Practices Indication Survey \(June 2017\)](#)

Information contained in this document has been received from a variety of sources including: national authorities, national and international organizations as well as media reports. Specific sources are not named in the report. The information collected has been triangulated through various sources in efforts to ensure accuracy of the content, and where information has not been confirmed, this has been noted in the report.

Data collection activities supported by:

