

About the Human Trafficking and Exploitation Prevalence Indication Survey

The cross-border movements of migrants and refugees currently taking place along the Eastern Mediterranean Route are the largest that Europe has witnessed in decades. Over 900,000 arrived on the Eastern Route alone in 2015 and over 124,000 in the first two months of 2016 (these figures arrivals to Italy).

Over the last few months, increasing reports from IOM field staff in various locations along the Eastern Mediterranean and Western Balkan Routes alerted IOM to the acute need for reliable data on the prevalence of trafficking and exploitation of migrants and refugees. Building upon its flow monitoring operations in the region, IOM is now collecting the baseline data needed to develop evidence-based responses to combat these crimes and protect victims, including analysis of groups most at risk and geographical areas with the highest incidence of reported trafficking and exploitation indicators.

The following pages present the preliminary findings from a sample of 1,042 migrants and refugees of the Human Trafficking and Exploitation Prevalence Indication Survey introduced in December 2015, as part of DTM's Flow Monitoring Surveys.

Preliminary Results

For these first results, **1,042 migrants and refugees were interviewed from 07 December 2015 to 22 February 2016.**

- **10% of respondents answered 'yes' to one of the trafficking and exploitation indicators**, based on their own direct experience. An additional 1.2% of respondents had said that while they had not directly experienced situations captured by one of the trafficking and exploitation indicators, a member of their family travelling with them had.
- Rates of positive response to a trafficking or exploitation indicator were higher amongst **primarily Afghans but also Syrians and Pakistanis**.
- Rates of positive response to a trafficking or exploitation indicator **were higher amongst men**, with exception of offers to arrange marriage (see graphic).
- Rates of positive response to a trafficking or exploitation indicator **were higher amongst single people and those where the marital status is unknown**.
- Rates of positive response to a trafficking or exploitation indicator **were higher amongst younger respondents**, with the majority being between 20 and 30. The survey does not target minors at this point in time.
- **1.6% of respondents** reported that they knew of instances during their journey where people on the journey had been approached by someone offering cash in exchange for giving **blood, organs or a body part**.
- Rates of positive response to a trafficking or exploitation indicator **were much higher amongst those travelling alone**.
- **5.7% of respondents** reported having worked or performed other activities during the journey **without getting the payment they thought they would get**. An additional 0.7% said that they had not experienced this but a member of their family had.
- **3.3% of respondents reported that they had been forced to perform work** or other activities against their will during their journey. An additional 0.8% said that they had not experienced this but a member of their family had.
- **3.3% of respondents** reported being approached during their journey by someone offering employment. An additional 0.6% said that they had not experienced this but a member of their family had.
- **1.1% of respondents reported being approached by someone offering to arrange a marriage** (for the respondent or close family member – child or sibling). An additional 0.5% said that they had not experienced this but a member of their family had.

INTERNATIONAL ORGANIZATION FOR MIGRATION

CONTACTS

Media
Displacement Tracking Matrix
Counter Trafficking

migration.iom.int
+41.22.7179.271

✉ mediahq@iom.int
✉ dtmsupport@iom.int
✉ hcook@iom.int
🐦 [@IOM_News](https://twitter.com/IOM_News)



IOM Information Gathering activities are supported by:

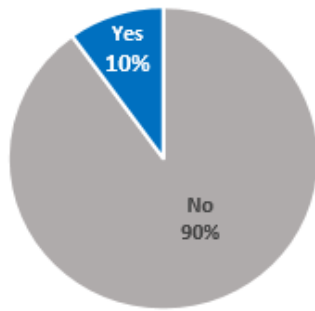


Schweizerische Eidgenossenschaft
Confédération suisse
Confederazione Svizzera
Confederaziun svizra

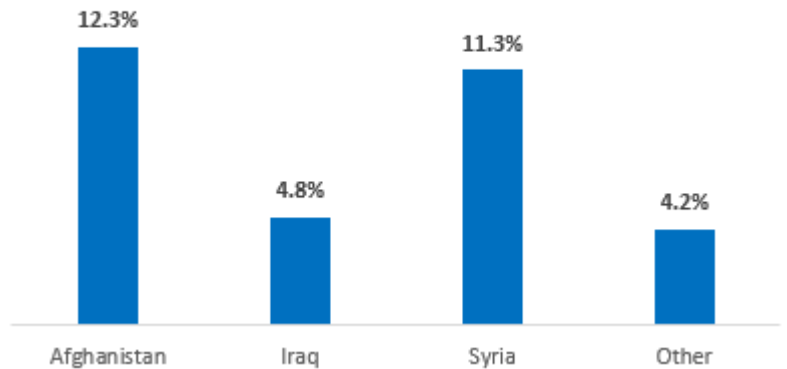
Swiss Agency for Development
and Cooperation SDC



10 % of the respondents are answering 'yes' to one of the trafficking and exploitation indicators, based on their direct experience



Rates are higher amongst **Afghans, Syrians and Iraqis**



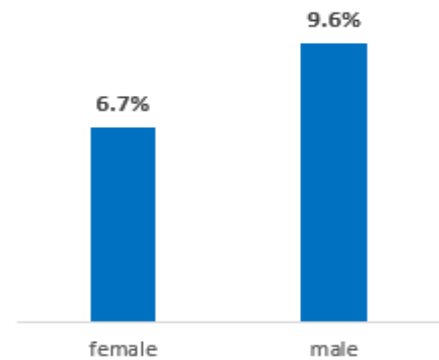
Rate is much higher amongst those travelling **alone**



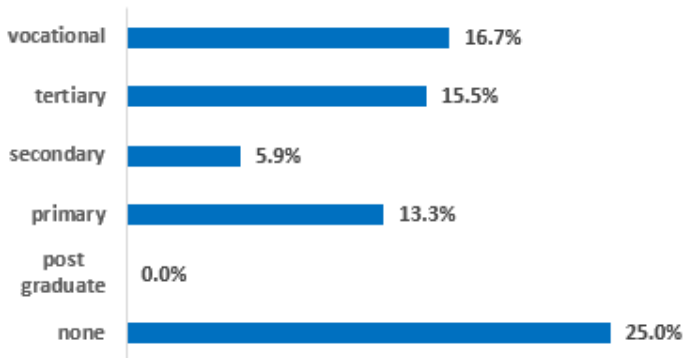
Offers to arrange marriage is higher among **women**



Rates are higher amongst **men**



The rates are higher amongst **the lower educated** and amongst respondents **with tertiary and vocational** levels of education

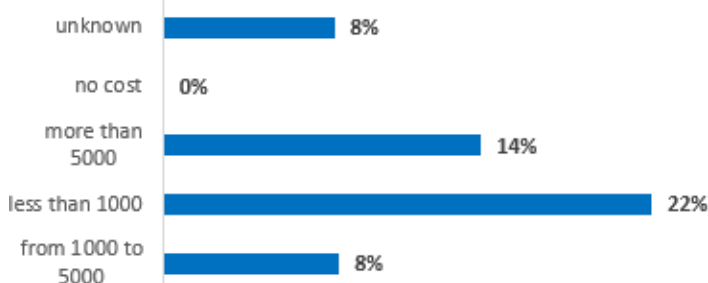


Age of respondents answering 'yes' to one of the trafficking and exploitation

Average age: 27

Median Age : 27

Rate is higher amongst those making the **cheapest journeys**, but also the **most expensive journeys** have a higher rate than the middle price journeys



Age of respondents not answering 'yes' to one of the trafficking and exploitation indicators

Average age: 29

Median Age : 27

Methodology and Survey Structure

The survey is conducted by IOM field staff in locations of entry, transit, and exit in Hungary, the former Yugoslav Republic of Macedonia (FYROM), Croatia, Serbia, Slovenia and Greece; further responses will continue to be collected in the coming months. Respondents are approached in an ad hoc manner by IOM field staff, with those who give their consent to be interviewed proceeding with the remainder of the questions. The sample is therefore not random and, as with all surveys of this kind, this can lead to selection bias. Those willing to respond to this survey are more likely to be young adult males and this group is therefore overrepresented.

The original survey is designed to capture data which includes: the socioeconomic background of respondents; the routes that they have taken; their region of origin within their last country of habitual residence; their reasons for leaving their last country of habitual residence; what their intended country of destination is; and, who they are travelling with. Five additional questions have been added to the standard 16-question survey, to generate indicators of the prevalence of human trafficking and exploitation in the sample. The Human Trafficking and Exploitation Prevalence Indication Survey therefore includes 21 questions translated into Arabic, Dari, Pashtu, Urdu, French and Farsi. The details of the indicators of human trafficking and exploitation are below.

The human trafficking module was developed to capture information about whether or not the respondent has, **during their journey**:

- Worked or performed activities without getting the payment they expected
- Been forced to perform work or activities against their will
- Been approached by someone offering employment
- Been approached by someone offering to arrange a marriage (for the respondent or someone in his or her family)
- Been aware of instances where migrants/refugees en route had been approached by people offering cash in exchange for blood, organs, or other body parts.

The survey structure has the advantage of prioritizing the collection of data relating to the direct experiences of the primary respondent. This provides more reliable data that are easier to estimate prevalence with. If the respondent's answer is negative to any of these questions, based on his or her own direct experiences, the respondent is then asked a follow up question about whether that same question applies to any of his or her family members travelling with him or her on the journey.

This structure allows the survey to capture some data beyond the experience of the primary respondent. Given that most respondents are men, the question in relation to arranged marriage is phrased to capture "for you or for a family member" as one, to avoid underreporting this important indicator. Due to how underreported blood or organ trafficking are, for this question respondents are asked whether they have heard of such offers being made to anyone travelling with their group.

The disadvantage of prioritizing collection of data relating to the direct experiences of the respondent is that experiences of family members are not reported in cases where the respondent has already answered affirmatively for him or herself. This is because the follow-up question about the respondent's family members is not then asked.