

## About the Human Trafficking and Other Exploitative Practices Prevalence Indication Survey

The cross-border movements of migrants and refugees currently taking place along the Eastern Mediterranean Route are the largest that Europe has witnessed in decades. 888,537 arrived on the Eastern Route alone in 2015 and 154,191 in the first three months of 2016.

Over the last months, increasing reports from IOM field staff in various locations along the Eastern Mediterranean and Western Balkan Routes alerted IOM to the acute need for reliable data on the prevalence of trafficking and other forms of exploitation of migrants and refugees. Building upon its flow monitoring operations in the region, IOM is now collecting the baseline data needed to develop evidence-based responses to combat these crimes and protect victims, including analysis of groups most at risk and geographical areas with the highest incidence of reported events indicating the presence of predatory behaviour, trafficking, and other exploitative practices.

The following pages present findings from a sample of 3,498 migrants and refugees of the Human Trafficking and Other Exploitative Practices Prevalence Indication Survey introduced in December 2015, as part of DTM's Flow Monitoring Surveys. This is the third analysis following analysis issued as of March 17.

## Results

These third results take into account the **3,498 migrants and refugees that were interviewed from 07 December 2015 to 18 April 2016.**

- **5.5% of respondents answered 'yes' to one of the trafficking and other exploitative practices indicators**, based on their own direct experience. An additional 1% of respondents had said that while they had not directly experienced situations captured by one of the trafficking and other exploitative practices indicators, a member of their family travelling with them had.
- Rates of positive response to a trafficking or other exploitative practices indicator were higher amongst **Afghans, Iraqis, Syrians, and Pakistanis.**
- Rates of positive response to a trafficking or other exploitative practices indicator were higher amongst **men**, with exception of offers to arrange marriage (see graphic).
- Rates of positive response to a trafficking or other exploitative practices indicator were higher amongst those travelling alone. Of those respondents who were **traveling in a group**, the rate of positive responses was higher amongst those traveling with non-family as opposed to family members.
- Rates of positive response to a trafficking or other exploitative practices indicator were higher amongst **single people and those where the marital status is unknown or who do not disclose it.**
- The rates were higher amongst those whose primary reported reason for leaving their place of origin is due to **insecurity or political reasons**, as opposed to **economic reasons.**
- Rates of positive response to a trafficking or other exploitative practices indicator were higher amongst **younger respondents**, with the **average age** of those reporting 'yes' being **26.5**, compared to **28.5** for those who do not. The survey does not target minors at this point in time.
- **2.7% of respondents** reported having worked or performed other activities during the journey **without getting the payment they thought they would get.** An additional 0.4% said that they had not experienced this but a member of their family had.
- **1.4% of respondents reported that they had been forced to perform work** or other activities against their will during their journey. An additional 0.3% said that they had not experienced this but a member of their family had.
- **1.6% of respondents** reported being approached during their journey by someone offering employment.\* An additional 0.3% said that they had not experienced this but a member of their family had.
- **0.6% of respondents reported being approached by someone offering to arrange a marriage** (for the respondent or close family member – child or sibling). **The rate is much higher amongst women (1.4%).** An additional 0.2% said that they had not experienced this but a member of their family had.
- **0.6% of respondents** reported that they knew of instances during their journey where people on the journey had been approached by someone offering cash in exchange for giving **blood, organs or a body part.** Some of these respondents reported that their friends or family have been approached and offered money for their kidneys along the journey.
- **1.1% of respondents reported being held at a location against their will** during their journey by parties other than any relevant governmental authorities. An additional 0.1% said that they had not experienced this but a member of their family had.

\*This is a proxy indicator for potentially exploitative practices since it shows potentially predatory behaviour and that people are trying to procure labour or services from extremely vulnerable populations at transit locations.

### INTERNATIONAL ORGANIZATION FOR MIGRATION


#### CONTACTS

Media  
Displacement Tracking Matrix  
Counter Trafficking

✉ mediahq@iom.int  
✉ dtmsupport@iom.int  
✉ hcook@iom.int  
🐦 @IOM\_News

🌐 migration.iom.int  
☎ +41.22.7179.271

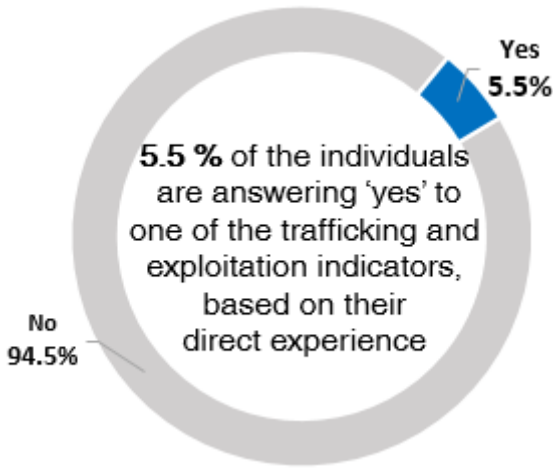


 Schweizerische Eidgenossenschaft  
Confédération suisse  
Confederazione Svizzera  
Confederaziun svizra

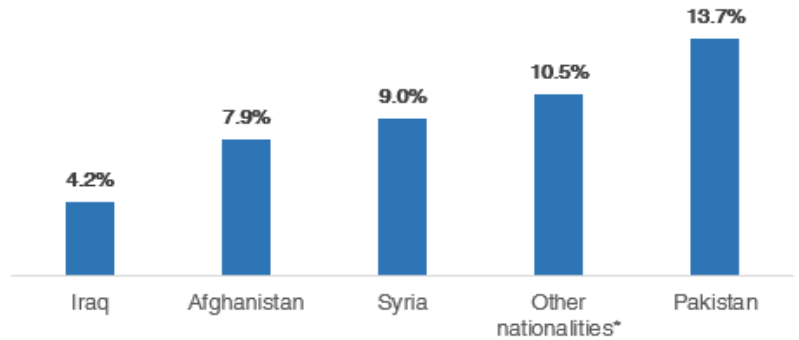
State Secretariat for Migration SEM



IOM Information Gathering activities are supported by:



Rates of positive response to a trafficking or exploitation indicator are higher amongst **Iraqis, Afghans, Syrians, and Pakistanis**



\*Other nationalities include African nationals, Iranians, Palestinians and Bangladeshis.

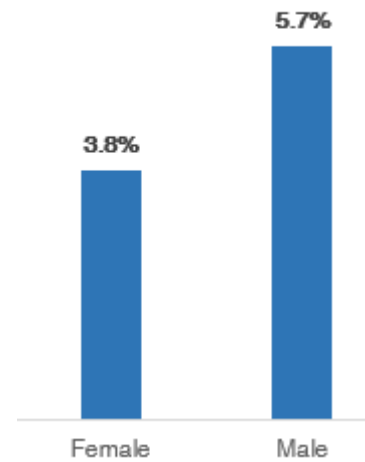
Rate is higher amongst those travelling **alone**



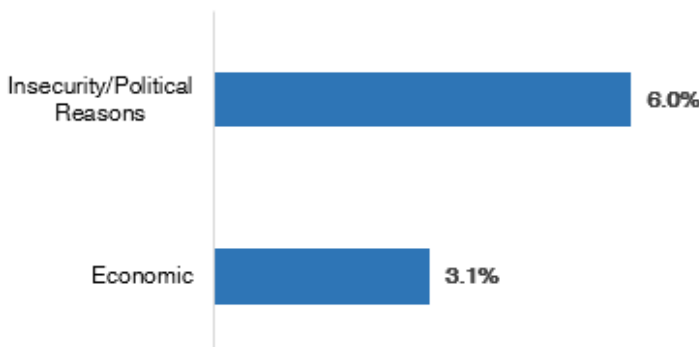
Offers to arrange marriage is higher amongst **women**



Rates are higher amongst **men**



Rates are higher amongst those whose primary reported reason for leaving their place of origin is due to **insecurity or political reasons**, as opposed to **economic reasons**.

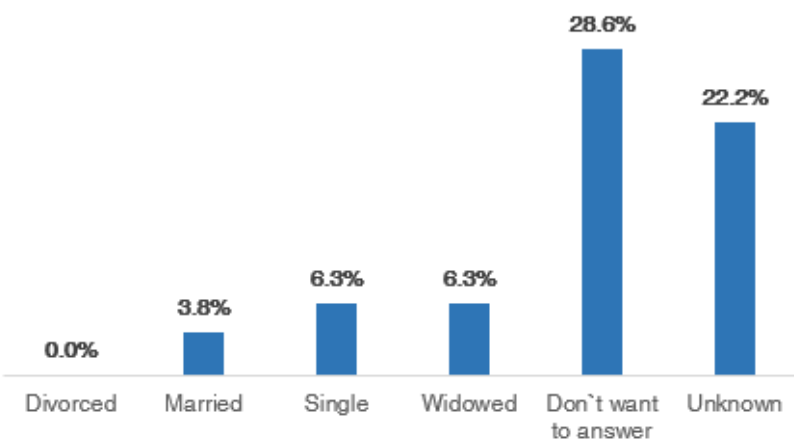


Age of respondents **answering 'yes'** to one of the trafficking and other exploitative practices indicators

**Average age: 26.5**

**Median Age : 26**

Rates are higher amongst **single** people and those where the marital status is **unknown** or **who do not disclose it**.



Age of respondents **not answering 'yes'** to one of the trafficking and other exploitative practices indicators

**Average age: 28.5**

**Median Age : 27**

## Methodology and Survey Structure

The survey is conducted by IOM field staff in locations of entry, transit, and exit in Hungary, the former Yugoslav Republic of Macedonia, Croatia, Serbia, Slovenia and Greece; further responses will continue to be collected in the coming months. Respondents are approached in an ad hoc manner by IOM field staff, with those who give their consent to be interviewed proceeding with the remainder of the questions. The sample is therefore not random and, as with all surveys of this kind, this can lead to selection bias. Those willing to respond to this survey are more likely to be young adult males and this group is therefore overrepresented.

The original survey is designed to capture data which includes: the socioeconomic background of respondents; the routes that they have taken; their region of origin within their last country of habitual residence; their reasons for leaving their last country of habitual residence; what their intended country of destination is; and, who they are travelling with. Five additional questions have been added to the standard 16-question survey, to generate indicators of the prevalence of human trafficking and other exploitative practices for the sample. The Human Trafficking and Other Exploitative Practices Prevalence Indication Survey therefore includes 21 questions translated into Arabic, Dari, Pashtu, Urdu, French and Farsi. The details of the indicators of human trafficking and other exploitative practices indicators are below.

The human trafficking module was developed to capture information about whether or not the respondent has, **during their journey**:

- Worked or performed activities without getting the payment they expected
- Been forced to perform work or activities against their will
- Been approached by someone offering employment
- Been approached by someone offering to arrange a marriage (for the respondent or someone in his or her family)
- Been aware of instances where migrants/refugees en route had been approached by people offering cash in exchange for blood, organs, or other body parts.
- Been kept at a certain location against their will

The survey structure has the advantage of prioritizing the collection of data relating to the direct experiences of the primary respondent. This provides more reliable data that are easier to estimate prevalence with. If the respondent's answer is negative to any of these questions, based on his or her own direct experiences, the respondent is then asked a follow up question about whether that same question applies to any of his or her family members travelling with him or her on the journey.

This structure allows the survey to capture some data beyond the experience of the primary respondent. Given that most respondents are men, the question in relation to arranged marriage is phrased to capture "for you or for a family member" as one, to avoid underreporting this important indicator. Due to how underreported blood or organ trafficking are, for this question respondents are asked whether they have heard of such offers being made to anyone travelling with their group.

Women and children are relatively underrepresented in the sample. Weights have been developed for sex and age to explore corrections for this, based on IOM's more representative, baseline migration flow monitoring data. These weights have been used at different points in the analysis but the weighted and unweighted results are much the same. Women are somewhat less likely to provide a positive response to one of the indicators but this is most likely explained by the fact that women are less likely to be traveling alone and are more likely to be traveling with a spouse, children, or spouse and children. While the survey does not target minors, attempts to weight based on age generally do not produce differences in the rates of positive response to one of the human trafficking and other exploitative practices prevalence indicators.

The disadvantage of prioritizing collection of data relating to the direct experiences of the respondent is that experiences of family members are not reported in cases where the respondent has already answered affirmatively for him or herself. This is because the follow-up question about the respondent's family members is not then asked.